

# Appliances, Sinks & Taps



JANUARY to  
JUNE 2025

CANDY

PAGE 3

Haier

PAGE 12

Haier

PAGE 22

bellini

PAGE 28

caple

PAGE 32

cataC

PAGE 48

BOSCH

PAGE 50

NEFF

PAGE 56

RANGEMASTER  
SINKS & TAPS

PAGE 62

caple  
Sinks

PAGE 64

abode

PAGE 72

ecoTAPS

PAGE 76



## XI6C4S3FSB-80 60cm Dishwasher

16 Place settings, 10 Programmes  
Third cutlery draw, Foldable Racks  
Power wash function, Sliding hinge  
Auto Door opening, Smart AI pro  
Noise Level 44dB



# CANDY

## Appliance packs



### CANDY PACK 1



**FCT602X**  
8 Function Fan Oven

**CHW6LPX**  
Stainless Steel Gas Hob

**CCE60X**  
60cm Stainless Steel  
Chimney

### CANDY PACK 2



**FCT602X**  
8 Function Fan Oven

**CH64CCB**  
60cm Ceramic Hob

**CCE60X**  
60cm Stainless Steel  
Chimney

### CANDY PACK 3



**FCT405X**  
Oven with Touch  
Control Timer

**CHW6LPX**  
Stainless Steel Gas Hob

**CCE60X**  
60cm Stainless Steel  
Chimney

### CANDY PACK 4



**FCT405X**  
Oven with Touch  
Control Timer

**CH64CCB**  
60cm Ceramic Hob

**CCE60X**  
60cm Stainless Steel  
Chimney

### TALL COOLING PACK



**CMS518EWK**  
Tall Larder Fridge

**CUS518EWK**  
Tall Freezer

### BUILT UNDER COOLING



**CMLS68EWK**  
Built Under Fridge

**CUS68EWK**  
Built Under Freezer



## TIMELESS SINGLE OVEN

- 65 litre Capacity
- 8 function fan Oven
- Mechanical Minute Minder
- Variable grill
- Fan grill combination
- Defrost function
- Fan & Conventional
- Rotary controls
- Cooling fan
- Double glazed door
- **Stainless steel**
- 13amp connection



**FCT602X**

Ref: 020300

## TIMELESS SINGLE OVEN

- 65 litre capacity
- 4 function fan oven
- Variable grill
- Fan grill combination
- **LED Touch Control Timer**
- Rotary controls
- Cooling fan
- Double glazed door
- **Stainless steel**
- 13amp connection



**FCT405X**

Ref: 23900

## WALL UNIT MICROWAVE

- 17 litre capacity
- Microwave with grill function
- LED Display
- **700w microwave power**
- **1000w grill**
- Defrost function
- Push button controls
- Glass turntable
- Metal grill rack
- **H382 W594 D319**
- **Stainless steel**
- 13amp connection



**MIG171X**

Ref: 017900

## BUILT IN MICROWAVE & GRILL

- 25 litre capacity
- Built In microwave with grill
- **Microwave 900W**
- **5 power levels**
- **Grill function 1000W**
- Grill rack included
- Defrost function
- 8 Auto programmes
- Quick start option
- **LED minute minder Timer**
- Touch & rotary controls
- Glass turntable
- H388 W595 D388
- **Stainless steel**
- 13amp connection



**MIC25GDFX**

Ref: 021500

## TIMELESS SINGLE OVEN

- 65 litre capacity
- 4 function fan oven
- Variable grill
- Fan grill combination
- **LED Touch Control Timer**
- Rotary controls
- Cooling fan
- Double glazed door
- **Black**
- 13amp connection



**FCT455NR**

Ref: 23901

## TIMELESS MULTIFUNCTION OVEN

- 68 litre capacity
- 8 function fan oven
- Variable grill
- Fan grill combination
- Defrost function
- **LED Touch Control Timer**
- Fan & Conventional oven
- Pizza setting
- Rotary controls
- Cooling fan
- **Aquactiva Cleaning System**
- **Steam assisted cleaning**
- Double glazed door
- **Stainless steel**
- 13amp connection



**FCT615X**

Ref: 026300

## BUILT IN MICROWAVE & GRILL

- 25 litre capacity
- Built In microwave with grill
- **Microwave 900W**
- **5 power levels**
- **Grill function 1000W**
- Grill rack included
- Defrost function
- 8 Automatic programmes
- Quick start option
- **LED minute minder Timer**
- Touch & rotary controls
- Glass turntable
- H388 W595 D388
- **Black**
- 13amp connection



**MIC25GDFBK**

Ref: 025100

## COMBINATION MICROWAVE

- 44 litre capacity
- Built In combination model
- 9 cooking functions
- **Microwave 900W**
- **5 power levels**
- **Hot air fan oven 1750W**
- **Grill function 1750W**
- Defrost function
- 13 Automatic programmes
- **LED Touch Control Timer**
- Rotary controls
- H455 W595 D477
- **Stainless steel**
- 3.6kw connection



**MIC440VNTX**

Ref: 053900

## PYROLYTIC FAN OVEN

- 68 litre capacity
- **Pyrolytic, Multifunction oven**
- Self cleaning oven efficiency
- 9 oven functions
- **LED Touch Control Timer**
- Variable full width grill
- Fan grill combination
- Defrost function
- Fan & Conventional oven
- Perfect pizza programme
- Triple glazed Cool Touch door
- Rotary controls
- Cooling fan
- **Stainless steel**
- 3.5kw connection



**FCTK626XL**

Ref: 033500



## BUILT UNDER DOUBLE OVEN

- 84 litre net oven capacity
- Combination of 8 functions
- Main fan oven
- Fan grill combination
- Variable grill in both cavities
- Conventional top oven
- **LED Touch Control Timer**
- Rotary controls
- Cooling fan
- Double glazed doors
- **Stainless steel**
- 4.2kw connection



**FCT7D415X**

Ref: 044300

## BUILT IN DOUBLE OVEN


- 110 litre net oven capacity
- Combination of 12 functions
- Main fan oven
- Fan grill combination
- Defrost function
- Variable grill in both cavities
- Conventional top oven
- **LED Touch Control Timer**
- Rotary controls
- Cooling fan
- Double glazed doors
- **Stainless steel**
- 4.4kw connection



**FCT9D815X**

Ref: 044301

### 60cm GAS HOB



- Enamel pan supports
- Automatic ignition
- LPG kit included
- **Stainless steel**

**CHW6LPX**  
Ref: 011900

### 60cm GAS HOB



- Cast Iron Pan supports
- Automatic ignition
- LPG kit included
- **Stainless steel**

**CHG6LPX**  
Ref: 015000


### 75cm GAS HOB



- Cast Iron Pan supports
- **Double crown Wok burner**
- Automatic ignition
- LPG kit included
- **Stainless steel**

**CHG74WPX**  
Ref: 022700


### 60cm GAS ON GLASS HOB



- Cast iron pan supports
- **2 x 2.7kW rapid burners**
- Automatic ignition
- LPG kit included
- Timeless design controls

**CVG6DPB**  
Ref: 020300


### 60cm GAS ON GLASS HOB



- Cast iron pan supports
- **2 x 2.7kW rapid burners**
- Automatic ignition
- LPG kit included
- Black control knobs

**CDK6GR**  
Ref: 021500

### 75cm GAS ON GLASS HOB



- Cast iron pan supports
- **Double Crown WOK burners**
- **2 x 2.7kW rapid burners**
- Automatic ignition
- LPG kit included
- Timeless design controls

**CVG74WPB**  
Ref: 025100


### 60cm CERAMIC HOB



- 10 power levels
- **Side dial Controls**
- Heat indicator lights
- Child safety lock
- **Black glass**
- 7.4kw connected load

**CHK46C**  
Ref: 015500


### 60cm CERAMIC HOB



- 10 power levels
- **Front Touch Controls**
- Heat indicator lights
- Child safety lock
- **Black glass**
- 7.4kw connected load

**CH64CCB**  
Ref: 015501

### 60cm INDUCTION HOB



- 9 power levels
- **Front Touch Controls**
- Auto pan detection
- Heat indicator lights
- **Black glass**
- 7.4kw connected load

**CI642CTT**  
Ref: 019101

### 60cm ANGLED HOOD



- 3 extraction speeds
- Push button control
- 2 LED lights
- Max extraction 463m3/h
- **Charcoal filter included**
- Black
- Unbranded

**CDG6MBGG**  
Ref: 015502

### 60cm ANGLED HOOD



- **Wifi Connectivity**
- Digital touch control
- **Max extraction 609m3/h**
- 4 extraction speeds
- LED lights
- **Charcoal filters included**
- Black

**CDG6CE**  
Ref: 021502

**WiFi Hob to Hood connectivity**

### 90cm ANGLED HOOD



- 3 extraction speeds
- Push button control
- 2 LED lights
- Max extraction 463m3/h
- **Charcoal filter included**
- Black
- Unbranded

**CDG9MBGG**  
Ref: 020302

### 60cm VISOR HOOD



- 3 extraction speeds
- Slider control
- LED lamp
- Max extraction 209m3/h
- **Charcoal filter included**
- Silver
- Unbranded

**CFT611**  
Ref: 007100

### 60cm INTEGRATED HOOD



- 3 extraction speeds
- Slider control
- LED lamp
- Max extraction 193m3/h
- **Charcoal filter included**
- Silver
- Unbranded

**CBP613NGR**  
Ref: 010700

### 52cm CANOPY HOOD



- 3 extraction speeds
- Push button control
- 2 LED lights
- Max extraction 168m3/h
- **Charcoal filter included**
- Stainless steel
- Unbranded

**CBG52SX**  
Ref: 007101

### 75cm CANOPY HOOD



- 3 extraction speeds
- Push button control
- 2 LED lights
- Max extraction 168m3/h
- **Charcoal filter included**
- Stainless steel
- Unbranded

**CPY7MX**  
Ref: 010800

**Not suitable for use with 285mm bridging cabinet**

### STEEL CHIMNEY HOODS



- 3 extraction speeds
- Push button control
- 2 LED lights
- Max extraction 298m3/h
- Noise level 63dB
- **Charcoal filter included**
- Stainless steel
- Unbranded

60cm **CCE60X** Ref: 007800  
90cm **CCE90X** Ref: 011901

### 60cm BLACK CHIMNEY HOOD



- 3 extraction speeds
- Push button control
- 2 LED lights
- Max extraction 298m3/h
- Noise level 63dB
- **Charcoal filter included**
- Black
- Unbranded

**CCE60NN**  
Ref: 007801


### TELESCOPIC HOOD



- Telescopic hood
- 3 extraction speeds
- Switch operation
- LED lamp
- Max extraction 207m3/h
- 52cm wide
- **Charcoal filter included**
- Stainless steel
- Unbranded

**CBT625**  
Ref: 008300

### CURVED GLASS HOODS



- 3 extraction speeds
- Push button control
- LED lights
- Max extraction 298m3/h
- Noise level 63dB
- **Charcoal filter included**
- Unbranded

**Stainless Steel**  
60cm **CGM60X** Ref: 013100  
70cm **CGM70X** Ref: 014300  
90cm **CGM90X** Ref: 015503

**Black**  
60cm **CGM60NN** Ref: 013101



## BUILT UNDER COOLING



### BUILT UNDER FRIDGE

- Net capacity 135 litres
- Larder fridge
- Adjustable glass shelves
- Automatic defrost
- LED Interior light
- Adjustable thermostat
- Translucent bottle rack
- Hidden salad crisper
- Reversible door

**CMLS68EWK**

Ref: 027500



### BUILT UNDER FREEZER

- Net capacity 95 litre
- 4\*\*\*\* freezer function
- Transparent freezer drawers
- Adjustable thermostat
- Manual defrost
- Reversible door



**CUS68EWK**

Ref: 029900

## BUILT UNDER FRIDGE WITH ICEBOX



- Net capacity 95 / 16 litres
- Larder fridge
- 4\*\*\*\* ice box
- Adjustable glass shelves
- Automatic defrost
- LED Interior light
- Adjustable thermostat
- Translucent bottle rack
- Hidden salad crisper
- Reversible door

**CM4SE68EWK**

Ref: 028700

## 50/50 LOW FROST COMBINATION

- Total net capacity 242 litres
- Built in fridge freezer
- LED sky lighting
- Automatic fridge defrost
- **Manual freezer defrost**
- Glass safety shelves
- NFC Smart Touch control
- Adjustable thermostat
- Humidity controlled drawers
- Fridge net capacity 148 litres
- Freezer net capacity 94 litres
- Reversible door
- Slider fittings



**CB50S518EK**

Ref: 044303

## 70/30 LOW FROST COMBINATION

- Total net capacity 250 litres
- Built in fridge freezer
- LED sky lighting
- **Manual freezer defrost**
- Glass safety shelves
- Adjustable thermostat
- Humidity controlled drawers
- Fridge net capacity 190 litres
- Freezer net capacity 60 litres
- Slider fittings



**CBBML18EK**

Ref: 040700

## BUILT IN COOLING



### TALL LARDER FRIDGE

- Net capacity 316 litres
- In column larder fridge
- LED Sky lighting
- Adjustable glass shelves
- Automatic defrost
- Adjustable thermostat
- 5 translucent door shelves
- 2 salad crisper
- Slider fittings
- Reversible door
- **Height 177mm**

**CMS518EWK**

Ref: 046700

### TALL FREEZER

- Net capacity 217 litres
- In column larder freezer
- 9 freezer drawers
- Manual defrost
- Adjustable thermostat
- 4\*\*\*\* freezer function
- Slider fittings
- Reversible door
- **Height 177mm**



**CUS518EWK**

Ref: 050300



## 50/50 FROST FREE COMBINATION

- Total net capacity 228 litres
- Built in fridge freezer
- LED sky lighting
- Automatic fridge defrost
- **Frost Free freezer**
- Glass safety shelves
- NFC Smart Touch control
- Adjustable thermostat
- Humidity controlled drawers
- Fridge net capacity 150 litres
- Freezer net capacity 78 litres
- Reversible door
- Slider fittings



**CB50N518EK**

Ref: 047900

## 70/30 FROST FREE COMBINATION

- Total net capacity 244 litres
- Built in fridge freezer
- LED sky lighting
- Automatic fridge defrost
- **Frost free freezer**
- Glass safety shelves
- Adjustable thermostat
- 2 x humidity controlled drawers
- Fridge net capacity 177 litres
- Freezer net capacity 67 litres
- Reversible door
- Slider fittings



**CBBMT18EK**

Ref: 044304

### 45cm SLIMLINE DISHWASHER

- 9 place settings
- 5 programmes
- 4 wash temperatures
- Economy & rapid wash
- **Height adjustable upper basket**
- Half load option
- Delay start timer
- **Low 9 litre water consumption**
- Black LED interface



**CDIH2L952-80**

Ref: 025103

E

### 60cm WiFi PREMIUM DISHWASHER

- 16 place settings
- **Slide out cutlery drawer \*\***
- 8 wash programmes
- Automatic door opening
- **RAPIDO 59 minute wash**
- Foldable racking
- Digital LED interface
- Half load option
- Delay start timer
- **Smart Wifi connectivity**
- B rated, high energy efficiency



**CI6C4F1PM**

Ref: 041900

B

### 7kg WASHING MACHINE

- 7kg Load Capacity
- 1500rpm Spin Speed
- 16 Wash Programmes
- Eco & Rapid Washes
- Extra Rinse & Easy Iron
- Unique KG Detector
- Delay Start
- Fully Integrated



**CBW57D**

Ref: 044301

C

### 9kg WASHING MACHINE

- 9kg Load Capacity
- 1500rpm Spin Speed
- 16 Wash Programmes
- Eco & Rapid Washes
- Extra Rinse & Easy Iron
- Unique KG Detector
- Delay Start
- Fully Integrated



**CBW59D**

Ref: 045500

C

### 8kg WASHER DRYER

- 8kg Load Capacity
- 5kg Drying Capacity
- 1400rpm Spin Speed
- 16 Wash & Dry Programmes
- Auto wash & dry cycles
- Sensor dry technology
- 3 different drying settings
- Delay Start
- Fully Integrated



**CBD485D1**

Ref: 044305

D/E

### 60cm PROMOTIONAL DISHWASHER

- 13 place settings
- 5 programme selection
- **Express Wash option**
- Economy setting
- LED Controls
- Memory function
- **Adjustable upper basket**
- Delay timer, 3,6,9 hours
- Cutlery basket
- Glass holder
- Self cleaning filter
- Low 11L water consumption
- Residual heat drying
- Stainless steel interior



**CI3E53E0W-80**

Ref: 025104


E

### 8kg PROMOTIONAL WASHING MACHINE

- 8kg Load Capacity
- 1500rpm Spin Speed
- 16 Wash Programmes
- Eco & Rapid Washes
- Extra Rinse & Easy Iron
- Unique KG Detector
- Delay Start
- Fully Integrated

**CBW58D**

Ref: 041903



C

### 15cm WINE CABINET

- Maximum bottle capacity is 7
- Single zone 5-22c
- Adjustable temperature
- LED display
- Internal light
- Adjustable feet
- H870 W150 D520
- **Black smoked glass**



**CCVB15**

Ref: 023900

G

### 30cm WINE CABINET

- Maximum bottle capacity is 19
- Single zone 5-22c
- Adjustable temperature
- LED display
- Internal light
- Adjustable feet
- H870 W295 D520
- **Black smoked glass**



**CCVB30**

Ref: 034700

F

### 60cm WINE CABINET

- Maximum bottle capacity is 46
- Upper zone 5-12c
- Lower zone 12-22c
- Adjustable temperature
- LED display
- Internal light
- Adjustable feet
- H870 W595 D520
- **Black smoked glass**



**CCVB60**

Ref: 058700

G

### 7KG INTERGRATED HEAT PUMP TUMBLE DRYER

- 7kg drying capacity
- 15 Sensor drying programmes
- Built in heat pump
- Woolmark accredited drying
- Specialist drying programmes
- LED display
- Digital countdown indicator
- Separate temperature regulation
- Control panel lock
- Adjustable legs
- Internal or External wall



#### Benefits of a Heatpump Dryer

**Protection of clothes** Lower temperature to dry the load. Offers precise heat control.

**Cost saving** Excellent energy efficiency when compared to a Vented machine.

**CBTDH7A**

Ref: 045500





## H300 COLLECTION

## COOK THE WAY YOU LIVE

### HO6H3T1HTX - MULTIFUNCTION OVEN

- 78L Large Capacity
- 9 Functions
- Hydro easy cleaning system
- Rotary and Touch Control
- Timer UX display
- 3.3kw connection



Ref: 027500

### HO6C5B3YTX - PYROLYTIC WIFI OVEN

- 78L Large Capacity
- Pyrolytic oven
- 13 Functions
- Hydro easy cleaning system
- Rotary and Touch Control
- Smart UX display
- Airfry Function
- WIFI connectivity with Alexa or Good home
- 3.3kw connection



Ref: 035900

### HO7DC3 - BUILT UNDER DOUBLE OVEN

- Oven capacity net: 110 litres
- Multifunction Double oven with 12 functions
- Hydro easy cleaning system
- LED Timer
- Rotary controls
- **Top Oven 4 Functions**
- **Bottom Oven 8 Functions**
- Pizza Function
- Defrost
- 4.4kw connection



Ref: 045500

### HO9DC3 - BUILT IN DOUBLE OVEN

- Oven capacity net: 110 litres
- Multifunction Double oven with 12 functions
- Hydro easy cleaning system
- LED Timer
- Rotary controls
- **Top Oven 4 Functions**
- **Bottom Oven 8 Functions**
- Pizza Function
- Defrost
- 4.4kw connection



Ref: 045501

### HMG171 - WALL UNIT MICROWAVE

- 17 litre capacity
- 700w microwave power
- 1000w grill
- Defrost function
- 8 Automatic programmes
- Wall Unit Installation H382 W594 D319 (includes 20mm fascia)
- **Stainless Steel**
- 13amp connection



Ref: 017900

### HMG201 - BUILT IN MICROWAVE

- 20 litre capacity
- Vertical installation
- **Microwave 800W**
- **5 power levels**
- **Grill function 1000W**
- Grill rack included
- Defrost function
- 8 Automatic programmes
- Built in Housing unit H388 W595 D344
- **Stainless steel**
- 13amp connection



Ref: 019100



**Extended warranty is a distribution exclusive**

This is 2 years labour free of charge guarantee subject to registration

[www.hoover2year.com](http://www.hoover2year.com)



## H500 COLLECTION

## COOK THE WAY YOU LIVE

### HO6S5G3HTB - MULTIFUNCTION OVEN

- 78L Large capacity
- 17 Functions
- Touch control
- WIFI connectivity with Alexa or Google home
- Airfry Function
- Soft open and soft close
- Steam cleaning
- 3.3kw connected load



Ref: 041900

### HO6S5G3YTX - PYROLYTIC WIFI OVEN

- 78L Large capacity
- Pyrolytic
- 19 functions
- Touch control
- WIFI connectivity with Alexa or Google home
- Airfry Function
- Soft open and soft close
- Steam cleaning
- 3.3kw connected load



Ref: 033500

### HO4MWS9G6 - COMBINATION OVEN

- 44L capacity
- 14 functions
- 900W microwave, 6 power levels
- 2500W grill
- Airfry function
- Touch control
- WIFI connectivity with Alexa or Google home



Ref: 071900

### HMG20C5SB-80 - MICROWAVE & GRILL

- 20 litre capacity
- Microwave 800W, 8 power levels
- Grill function 1500W
- 5 Power levels
- Fully Touch Control
- Automatic programmes
- Defrost function
- H382 W594 D333



Ref: 027500

### HO9DC5 Multifunction Double Oven

- 112 Litre net capacity
- Combination of 17 functions
- 42/65 litre capacity
- Fan grill combination
- Defrost function
- Variable grill in both cavities
- Conventional top oven
- LED Touch control timer
- Rotary Controls
- Hydro easy clean
- Soft close Hinges
- **Black**
- 4.4kw connection



Ref: 050300

### HOWD14C5SE - Warming Drawer

- 20 litre capacity
- **Telescopic 14cm drawer**
- Adjustable temperature 30-70c
- Push Click operation
- Internal rotary control
- On/off indicator
- Brushed Inox and Black
- **H144 W595 D528**



Ref: 035901



# QUALITY FOR LIFE





COOK THE WAY YOU LIVE

#### HHG6BF - 60cm GAS HOB

- Cast iron pan supports
- Dual crown wok burner
- Powerful 4kw wok burner
- Front rotary controls
- Flame safety device
- Automatic ignition
- LPG conversion kit included
- 13amp connection



Ref: 021500

#### HHG75W - 75cm GAS HOB

- Cast iron pan supports
- Dual crown wok burner
- Powerful 5kw wok burner
- Front rotary controls
- Flame safety device
- Automatic ignition
- LPG conversion kit included
- 13amp connection



Ref: 026300

#### HVG6DK - 60cm GAS ON GLASS HOB

- Black Gas through Glass hob
- Cast iron pan supports
- Front rotary controls
- Flame safety device
- Automatic ignition
- LPG conversion kit included
- 13amp connection



Ref: 022700

#### HVG6DC5 - 60cm Gas on Glass Hob

- Black tempered glass
- **Cast iron pan supports**
- Front rotary controls
- Automatic ignition
- Flame safety device
- **Coordinating collection 5 controls**
- LPG conversion kit included
- 13amp connection



Ref: 026300

#### HH64DCT - 60cm CERAMIC HOB

- Front touch controls
- Electronic timer
- Double highlight zones
- Residual heat indicators
- Child safety lock
- Black glass
- Total connected load 7.4kw



Ref: 017901

#### HIF64DCS - 60cm FLEX INDUCTION HOB

- **Flexible, linkable zones**
- 15 power levels
- Multi slider touch control
- Power management
- Child safety Lock
- Top right boost to 3200w
- Flexi zone boost up to 3700w
- Connected load 7.2kw



WiFi Hob to Hood connectivity  
operate both simultaneously

Ref: 039500

#### HIF84DCS - 80cm FLEX INDUCTION HOB

- **Flexible, linkable zones**
- 15 power levels
- Multi slider touch control
- Power management
- Child safety Lock
- Top right boost to 3300w
- Flexi zone boost up to 3700w
- Connected load 7.2kw



WiFi Hob to Hood connectivity  
operate both simultaneously

Ref: 041902



COOK THE WAY YOU LIVE

#### HDG6DCWIFI - 60cm ANGLED GLASS HOOD

- 4 Extraction speeds
- Touch button control
- Extraction capacity: 618 m3/hr Boost: 710m3/h
- 1 x 1.5 W rectangle LED light
- Washable aluminium grease filters
- Outlet 150mm-reducer 120mm included
- Charcoal filter included

WiFi Hob to Hood connectivity  
operate both simultaneously



Ref: 022701

#### HTS6CB - 60cm T-SHAPED HOOD

- 4 Extraction speeds
- Touch button control
- Extraction capacity: 500 m3/hr
- **Boost function to 595m3/h**
- 2 x 1.5 W rectangle LED lights
- 2 washable aluminium grease filters
- Outlet 150mm-reducer 120mm included
- Charcoal filter included



WiFi Hob to Hood connectivity  
operate both simultaneously



Ref: 025100

#### HHT630 - 60cm TELESCOPIC HOOD

- 3 Extraction speeds
- Switch control
- Extraction capacity: 324 m3/hr
- 2 x LED lights
- Washable grease filters included
- Charcoal filter CF130



Ref: 011400

#### HBG750 - 75cm CANOPY HOOD

- 3 Extraction speeds
- Slide switch control
- Extraction capacity: 615 m3/hr
- 2 x 2W round LED lights
- Washable aluminium grease filter
- Outlet 150mm-reducer 120mm included
- Charcoal filter ST1X2



Ref: 011900

#### HTS9CB - 90cm T-SHAPED HOOD

- 4 Extraction speeds
- Touch button control
- Extraction capacity: 500 m3/hr
- **Boost function to 595m3/h**
- 2 x 1.5 W rectangle LED lights
- 2 washable aluminium grease filters
- Charcoal filter included



WiFi Hob to Hood connectivity  
operate both simultaneously



Ref: 027502

#### HTSI9CBK5XWIFI - 90cm ISLAND HOOD

- 4 Extraction speeds
- Touch button control
- Extraction capacity: 618m3/hr
- **Boost function to 703m3/h**
- 4 x 1.5 W rectangle LED lights
- 3 washable aluminium grease filters
- Extendable flue to 1150mm
- **Black Glass Front Panel**
- Charcoal filter included



WiFi Hob to Hood connectivity  
operate both simultaneously



Ref: 035900

#### COLOURED GLASS SPLASHBACKS



ALL SPLASHBACKS ARE AVAILABLE 75cm HIGH & THREE WIDTHS:  
**60cm** - Ref: 009000 **70cm** - Ref: 010200 **90cm** - Ref: 011880

Colour samples are available to order.  
Please contact the sales office.



#### STAINLESS STEEL SPLASHBACKS IN THREE WIDTHS:-

**60cm SBK60** Ref: 005880 **70cm SBK70** Ref: 006600 **90cm SBK90** Ref: 007560 - Height 75cm





CHILL THE WAY YOU LIVE



Models:  
HOMS518E  
HOUS518E

#### HOMS518EWK - TALL LARDER FRIDGE

- In column larder fridge
- Includes chrome wine rack
- Adjustable glass shelves
- Silver trim shelves
- Automatic fridge defrost
- LED SKY lighting
- Electronic controls
- Net capacity 316 litres
- Height 177cm
- Reversible door
- Sliding hinge & adjustable feet
- Fully integrated



Ref: 047900

#### HOMLSE68EWKP - BUILT UNDER FRIDGE

- Larder fridge
- Silver trim adjustable glass shelves
- Automatic fridge defrost
- LED Interior light
- Adjustable thermostat
- Hidden salad crisper
- Net capacity 135 litres
- Fully integrated



Ref: 028700

#### HOM4SE68EWKP - FRIDGE WITH ICE BOX

- Larder fridge with ice box
- Silver trim adjustable glass shelves
- Automatic fridge defrost
- LED Interior light
- Adjustable thermostat
- Hidden salad crisper
- Net capacity 95/16 litres
- Fully integrated



Ref: 029900

#### HUSE68EWKP - BUILT UNDER FREEZER

- Transparent freezer drawers
- Manual defrost
- Adjustable thermostat
- Ice cube tray
- Net capacity 95 litres
- Fully integrated



Ref: 031101

REFRIGERATION VENTILATION GRILL, MATT SILVER - CODE 01VGMS



Extended warranty is a distribution exclusive  
This is 2 years labour free of charge guarantee subject to registration  
[www.hoover2year.com](http://www.hoover2year.com)



CHILL THE WAY YOU LIVE

#### HOB50S518EK - 50/50 FRIDGE FREEZER - LOW FROST

- Total capacity 233 litres
- Automatic fridge defrost
- Manual freezer defrost
- Adjustable thermostat
- LED sky lighting
- 2+1+1 safety glass shelves
- 2 salad crispers
- 3 door balconies
- Open door alarm
- Reversible door
- Slider fittings/Adjustable feet



E

Ref: 045502

#### HOBL3518EK - 70/30 FRIDGE FREEZER - LOW FROST

- Total capacity 263 litres
- Automatic fridge defrost
- Manual freezer defrost
- Adjustable thermostat
- Electronic controls
- WiFi & Bluetooth connectivity
- 3+1 safety glass shelves
- 1 salad crispers
- 3+ 2 door balconies
- Open door alarm
- Reversible door
- Slider fittings/Adjustable feet



E

Ref: 045503

#### HOB50N518EVK - 50/50 FRIDGE FREEZER - FROST FREE

- Total capacity 228 litres
- Automatic fridge defrost
- Frost Free freezer
- Adjustable thermostat
- Electronic controls
- LED sky lighting
- 2+1+1 safety glass shelves
- 2 salad crispers
- 3 door balconies
- Open door alarm
- Reversible door
- Slider fittings/Adjustable feet



E

Ref: 051501

#### HFTNF5518E - 70/30 FRIDGE FREEZER - FROST FREE

- Total capacity 249 litres
- Automatic fridge defrost
- Frost Free freezer
- Adjustable thermostat
- Electronic controls
- LED sky lighting
- 2+1+1 safety glass shelves
- 2 salad crispers
- 3 door balconies
- Open door alarm
- Reversible door
- Slider fittings/Adjustable feet



E

Ref: 051502

#### HHSBSO6174XWD - AMERICAN FRIDGE FREEZER

- 532L Capacity
- Fridge 347L, Freezer 185L
- No Frost
- Super Cool & Freezer functions
- LED Lighting
- Water Dispenser
- Stainless Steel
- H1770 x W900 x D660



Home delivery available

E

Ref: 071900

#### HHSBSO6174BWDK - AMERICAN FRIDGE FREEZER

- 532L Capacity
- Fridge 347L, Freezer 185L
- No Frost
- Super Cool & Freezer functions
- LED Lighting
- Water Dispenser
- Inox Black
- H1770 x W900 x D660



Home delivery available

E

Ref: 071901

REFRIGERATION VENTILATION GRILL, MATT SILVER - CODE 01VGMS



Extended warranty is a distribution exclusive  
This is 2 years labour free of charge guarantee subject to registration  
[www.hoover2year.com](http://www.hoover2year.com)





## CHILL THE WAY YOU LIVE



### HWCB15 - 15cm WINE CABINET

- 7 x wine bottles
- LED light
- Digital LED display
- 6 Wooden shelves
- Anti UV glass door
- Fan assisted operation
- Adjustable temperature 5-18°C
- Black with stainless steel frame
- Anti finger proof finish



Ref: 025101

G

### HWCB30 - 30cm WINE CABINET

- 20 x wine bottles
- LED light
- Digital LED display
- 6 Wooden shelves
- Anti UV glass door
- Fan assisted operation
- Adjustable temperature 5-18°C
- Black with stainless steel frame
- Anti finger proof finish



Ref: 035902

F

### HWCB60 - 60cm WINE CABINET

- 46 x wine bottles
- **Dual temperature zones**
- LED light
- Digital LED display
- Auto defrost low vibration design
- 6 Wooden shelves
- Anti UV glass door
- Fan assisted operation
- **Adjustable temperature Upper zone: 5-12°C Lower zone: 10-18°C**
- Black with stainless steel frame
- Anti finger proof finish



Ref: 059900

G

### HWCB602D - 60cm ENTERTAINMENT CENTRE

- 38 x wine bottles
- **Dual temperature zones**
- LED light
- Digital LED display
- Auto defrost low vibration design
- 12 Wooden shelves
- Anti UV glass door
- Fan assisted operation
- Adjustable temperature Left compartment: 5-18°C
- Right compartment: 2-18°C
- Black with stainless steel frame



Ref: 065900

G



**Extended warranty is a distribution exclusive**  
This is 2 years labour free of charge guarantee subject to registration  
[www.hoover2year.com](http://www.hoover2year.com)



## WASH THE WAY YOU LIVE

### HDIH2T - 45cm SLIMLINE DISHWASHER

- 10 place settings
- 8 programmes
- Water consumption: 9 litres / cycle
- Noise level: C (47dB)
- **Height adjustable upper basket**
- Delay start (24 hours)
- Half Load function
- Salt & rinse aid indicator light
- Condenser drying system
- Black LED touch panel
- Foldable racks
- Stainless steel interior



Ref: 032300

E

### HI1C5SB1FS-80 - 45cm SLIMLINE DISHWASHER

- 11 Place Settings
- 8 Programmes
- Third Cutlery Draw
- Wifi & Bluetooth connectivity
- Noise Level - B (43 db)
- Delay Start up to 23 hours
- Foldable racks
- Automatic Door opening
- Silver 4 digit interface



Ref: 038300

C

### HI3E9E0S - 60cm DISHWASHER

- 13 Place settings
- 5 Programmes
- **Water consumption: 11.7 litres/ cycle**
- Noise level D: (49db)
- Self cleaning triple filter system
- Delay start option
- Removable cutlery basket
- 29 minute rapid wash cycle
- Memory function
- Adjustable upper basket
- Condenser drying system
- Stainless steel interior
- Silver LED touch panel



Ref: 032301

E

### HI6B2S3PSTA - 60cm PREMIUM DISHWASHER

- 16 Place settings
- 10 Programmes
- **Slide out cutlery drawer**
- **WiFi & Bluetooth connectivity**
- Water consumption: 10.9 litres/cycle
- Noise level: B (42db)
- **Easy Click Height adjustable upper basket**
- Total Care performance
- Powerwash function
- Aquaprotect safety system
- **Automatic door opening**
- Silver LED touch panel



Ref: 045504

B



## QUALITY FOR LIFE



**Extended warranty is a distribution exclusive**  
This is 2 years labour free of charge guarantee subject to registration  
[www.hoover2year.com](http://www.hoover2year.com)







## WASH THE WAY YOU LIVE

### HBWS58 - 8kg WASHING MACHINE

- 8kg Washing capacity
- 15 Wash programmes
- 1500rpm spin speed
- 3 Rapid wash cycles - 14, 30, 44 minutes
- Full mixed load in 59 Minutes (All in one)
- Includes active steam
- Extra Rinse & Hygiene+ options
- Unique KG detector for ultimate efficiency
- Large LED display
- Countdown indicator
- Delay start option
- Child safety Lock
- Fully integrated
- White & Chrome Door



Ref: 047901

C

### HBWS59 - 9kg WASHING MACHINE

- 9kg Washing capacity
- 15 Wash programmes
- 1500rpm spin speed
- 3 Rapid wash cycles - 14, 30, 44 minutes
- Full mixed load in 59 Minutes (All in one)
- Includes active steam
- Extra Rinse & Hygiene+ options
- Unique KG detector for ultimate efficiency
- Large LED display
- Countdown indicator
- Delay start option
- Child safety Lock
- Fully integrated
- White & Chrome Door



Ref: 049100

C

### HBWS49D3CBE - 9kg WASHING MACHINE

- 9kg load capacity
- 15 Wash programmes
- 1400rpm spin speed
- 3 Rapid wash cycles - 14, 30, 44 minutes
- Includes active Steam
- Large LED display
- Countdown indicator
- Delay start option
- Fully integrated
- Black and chrome door



Ref: 047902

C



### BATDH7BK - 7kg HEAT PUMP TUMBLE DRYER

- 7Kg load capacity
- 15 Drying programmes
- Total Care technology - Looks after all your clothes and perfect for wools, delicates and other special cycles.
- AquaVision in door water container
- **WiFi & Bluetooth connectivity**
- Choice of 3 dryness levels
- KG detector
- Delay start upto 24 hours
- Black and Chrome Door
- Fully integrated



Ref: 051503

A+



### BATDH7 - 7kg HEAT PUMP TUMBLE DRYER

- 7Kg load capacity
- 15 Drying programmes
- Total Care technology - Looks after all your clothes and perfect for wools, delicates and other special cycles.
- AquaVision in door water container
- **WiFi & Bluetooth connectivity**
- Choice of 3 dryness levels
- KG detector
- Delay start upto 24 hours
- White and Chrome Door
- Fully integrated



Ref: 051504

A+



## WASH THE WAY YOU LIVE

### HBDS485D - 8kg WASHER DRYER

- 8kg/5kg load capacity
- 15 sensor drying programmes
- 1400rpm spin speed
- 3 sensor dry options
- Aqua plus & hygiene+
- Includes active steam
- Unique KG detector for ultimate efficiency
- Large LED display
- Delay start option
- Fully integrated
- Chrome door



Ref: 045505

C/E

### HBDS495D - 9kg WASHER DRYER

- 9kg/5kg load capacity
- 15 sensor drying programmes
- 1400rpm spin speed
- 3 sensor dry options
- Aqua plus & hygiene+
- Includes active steam
- Unique KG detector for ultimate efficiency
- Large LED display
- Delay start option
- Fully integrated
- Chrome door



Ref: 479000

C/E

## FREESTANDING

### H3W49TA4 - 9kg FREESTANDING WASHING MACHINE

- 9Kg load capacity
- 15 programmes
- Adjustable 1400rpm spin speed
- Adjustable temperature
- Rapid wash cycles, 14, 30, 44 mins
- Dedicated sports clothing programme
- Approved Woolmark wash programme
- Extra rinse & Pause cycle option
- Large LED display
- **WiFi & Bluetooth connectivity**
- KG detector
- Delay start upto 24 hours
- White Door



Ref: 029901

B



### HLEC9TE - 9kg FREESTANDING TUMBLE DRYER

- 9Kg load capacity
- 14 Drying programmes
- Total Care technology - Looks after all your clothes and perfect for wools, delicates and other special cycles.
- AquaVision in door water container
- **WiFi & Bluetooth connectivity**
- Choice of 3 dryness levels
- KG detector
- Delay start upto 24 hours
- White Door



Ref: 029902

B



### HSK11U - STACKING KIT



Hoover stacking kit is ideal for saving space in your home. Including the practical sliding shelf, with safe stop and anti-tipping system, it can hold up to 12 kg and makes loading and unloading easier.

Ref: 009500



**Extended warranty is a distribution exclusive**  
This is 2 years labour free of charge guarantee subject to registration  
[www.hoover2year.com](http://www.hoover2year.com)



**Extended warranty is a distribution exclusive**  
This is 2 years labour free of charge guarantee subject to registration  
[www.hoover2year.com](http://www.hoover2year.com)




SERIES 2

H6ID25G3HTB1  
Multifunction Wifi Oven



78L Large capacity  
17 Functions  
Airfry Function  
6 Cooking Levels, Telescopic runners  
Soft close & Soft open  
Eco Programme  
3.3kw connected load



Ref: 039500

H6ID25G3YTB1  
Multifunction Pyrolytic Wifi Oven



78L Large capacity  
17 Functions, Pyrolytic  
Airfry Function  
6 Cooking Levels, Telescopic runners  
Soft close & Soft open  
Eco Programme  
3.3kw connected load



Ref: 045500

H4MWID29G6NQB  
Combination Wifi Microwave



44L Capacity  
14 Functions  
900w Power, 2500w Grill  
Multi point wired meat probe  
Airfry Function, Dehydrate  
Soft close & Soft open  
H455mm W595mm D565mm



Ref: 071900



HWD14ID6E  
Warming Drawer

15cm Warming Drawer  
Variable temperature control  
Net capacity: 20 litres,  
Temperature range 30-70 °C  
Rotary control  
On/Off Indicator



Compatible with both Series 2 and 6

Ref: 035901

SERIES 6

H6ID66C3HTB1  
Multifunction Wifi Oven



Colour UX TFT display  
78L Large Capacity  
25 Functions, Steam Cleaning  
Airfry Function  
7 Levels, Telescopic runners  
Connected Load 3.3kw



Ref: 056301

H6ID66C3YTB1  
Multifunction Pyrolytic Wifi Oven



Colour UX TFT display  
78L Large Capacity  
25 Functions, Pyrolytic  
Airfry Function, Steam Cleaning  
7 Levels, Telescopic runners  
Connected Load 3.3kw



Ref: 059900

H6ID68CSYTB1  
Multifunction Steam Wifi Oven



Colour UX TFT display  
78L Large Capacity  
25 Functions, with Steam  
Airfry Function, Steam Cleaning  
7 Levels, Telescopic runners &  
Wireless Probe



Ref: 076700

H4MWID69C6NQB  
Combination Wifi Microwave



Colour UX TFT display  
44L Capacity  
14 Functions  
6 Power Levels,  
900W Microwave, 2500W Grill  
Airfry Function  
Soft open & Close door  
Includes wired Meat Probe



Ref: 083900



H4MWID69C6NQB, H6ID68CSYTB1 & HWD14ID6E

H6ID68M5HTB1  
Multifunction Wifi Oven  
with AI Camera



Premium TFT display  
AI Cooking Camera  
78L Large Capacity  
25 Functions  
Airfry Function, Steam Cleaning  
7 Levels, Telescopic runners &  
Wireless Probe  
Door Lighting, Soft close door  
Connected Load 3.3kw



Ref: 080300

H6ID68M5YTB1  
Multifunction Pyrolytic Wifi Oven  
with AI Camera



Premium TFT display  
AI Cooking Camera  
78L Large Capacity  
25 Functions, Pyrolytic  
Airfry Function, Steam Cleaning  
7 Levels, Telescopic runners &  
Wireless Probe  
Door Lighting, Soft close door  
Connected Load 3.3kw



Ref: 083901

H4MWID69P6NQB  
Combination  
Wifi Microwave



Premium TFT display  
44L Capacity  
14 Functions  
6 Power Levels, 900W Micro-  
wave, 2500W Grill  
Airfry Function  
Soft open & Close door  
Includes wired Meat Probe



Ref: 095900

Haier

No.1 Global Major Appliances Brand\*

for 15 Consecutive Years

\*Source: Euromonitor International 2023.



**5 YEARS LABOUR, 10 YEARS PARTS WARRANTY**  
Haier offers a comprehensive After Sales Service Promise to cover every eventuality. All Haier Built-in appliances and selected Freestanding appliances come with a 10 year parts and 5 year labour warranty.





HAVG6BF4TBPB

60cm Gas on Glass Hob




4 burners  
Maximum power range 5kw (left burner)  
Perfect flame system  
Cast iron support  
LPG kit included

Ref: 031100

HAVG75TBBP

75cm Gas on Glass Hob



5 burners  
Maximum power range 5kw (left burner)  
Perfect flame system  
Cast iron support  
LPG kit included

Ref: 035900

HAMS518EWK

Tall Larder Fridge



316L Capacity  
Auto Defrost  
LED Lighting  
Sliding door hinges  
Reversible door



Ref: 052701

HAUN518EWK

Tall Freezer



200L Capcity  
No Frost  
Super Freeze Function  
Sliding door hinges  
Reversible door



Ref: 056300

HSR3918ENPG

Side by Side American Fridge Freezer



2 Year  
Warranty

Free Showroom  
Delivery

Home  
Delivery Available

528L Capacity  
Fridge 337L, Freezer 191L  
Top LED Light  
Multi Air flow  
Silver



H1775 x W908 x D647

Ref: 055100

HAISJ64MC

60cm Wi-Fi Induction Hob



9 power levels  
Multi slider interface, Timer  
Controllable Via hOn app  
Overspill alert  
Child Lock  
7.4kw connected load



Ref: 031101

HAMTB86IRCS

80cm VariCook WIFI Induction Hob



VariCook  
15 power levels  
Multi slider interface, Timer  
Controllable Via hOn app  
Overspill alert  
Child Lock  
7.4kw connected load



Ref: 052700

HBW5518DK-1

70/30 Fridge freezer



248L Capacity  
187L Fridge, 61L Freezer,  
Humidity zone  
Super cooling, Super freezing  
Holiday function, Open door Alarm  
Reversible doors  
Sliding Door hinges



Ref: 064700

HB50T618MK

50/50 Fridge freezer



242L Capacity  
153L Fridge, 89L Freezer,  
Total No Frost,  
Super cooling, Super freezing  
Holiday function, Open door Alarm  
Reversible doors  
Sliding Door hinges



Ref: 058700

HCR7818DNMM

Multidoor American Fridge freezer



2 Year  
Warranty

Free Showroom  
Delivery

Home  
Delivery Available

467L Capacity  
Fridge 311L, Freezer 156L  
External Touch display  
Humidity zone, Daylight  
Haier Air Surround  
Inox/Silver



H1815 x W833 x D650

Ref: 063500

HAIH6IESCF

60cm Vented Induction Hob




Central slide control interface  
Dual Flex zones  
Extraction Rate - 459m3/h  
Noise level – 64 dB  
Child Lock  
Charcoal filters & Recirculation  
kit included  
7.4kw connected load



Ref: 131900

HAIH8IFMCF

80cm Vented Induction Hob



Central slide control interface  
Dual Flex zones  
Extraction Rate - 459m3/h  
Noise level – 64 dB  
Child Lock  
Charcoal filters & Recirculation  
kit included  
7.4kw connected load



Ref: 149900

HADG6CBS4BWIFI

60cm Angled Wifi Hood



5 Power Speeds  
Extraction rate 650m3/h  
Touch controls, Timer  
LED Lighting  
Noise Level 62dB  
Extraction or Recirculation  
Charcoal Filters included



Ref: 032300

HADG9CBS4BWIFI

90cm Angled Wifi Hood



5 Power Speeds  
Extraction rate 650m3/h  
Touch controls, Timer  
LED Lighting  
Noise Level 62dB  
Extraction or Recirculation  
Charcoal Filters included



Ref: 035902

## XI1C3TB2FB-80 45cm Slimline Dishwasher



11 Place settings, 8 Programmes  
Third cutlery draw, Foldable Racks  
Height adjustable basket  
Auto Door opening, Floor Light  
Eco function, Noise Level 43dB



Ref: 044300

## XI6C4S3FSB-80 60cm Dishwasher



16 Place settings, 10 Programmes  
Third cutlery draw, Foldable Racks  
Power wash function, Sliding hinge  
Auto Door opening, Smart AI pro  
Noise Level 44dB



Ref: 041900



## HWQ90B416F Integrated Washing Machine



9kg Capacity, 1600 rpm  
15+1 Programmes, Eco 40-60  
Unique KG detector for ultimate efficiency  
Steam Function, Express 14  
24 hour Delay Start  
Noise Level 76dB  
Also available in White



Ref: 047900

## HDB4H7A2T Integrated Heat Pump Tumble Dryer



7kg Capacity  
15 Programmes, 3 Dryness levels  
Unique KG detector for ultimate efficiency  
Indoor warer container  
24 hour Delay Start  
Noise Level 67dB  
Also available in White



Ref: 047901

## HWDQ90B416F Integrated Washer Dryer



9kg / 5kg Capacity, 1600 rpm  
15+1 Programmes, Eco 40-60  
Unique KG detector for ultimate efficiency  
Steam Function  
Express 14, 24 hour Delay Start  
Noise Level 76dB  
Also available in White



Ref: 047902

## H6ID68M5YTB1 Multifunction Pyrolytic Wifi Oven with AI Camera



Premium TFT display  
AI Cooking Camera  
78L Large Capacity  
25 Functions, Pyrolytic  
Airfry Function, Steam Cleaning  
7 Levels, Telescopic runners &  
Wireless Probe  
Door Lighting, Soft close door  
Connected Load 3.3kw



Ref: 083901

## H4MWID69P6NQB Combination Wifi Microwave



Premium TFT display  
44L Capacity, 14 Functions  
6 Power Levels,  
900W Microwave, 2500W Grill  
Airfry Function  
Soft open & Close door  
Includes wired Meat Probe



Ref: 095900

## HAMTB86IRCS 80cm VariCook WIFI Induction Hob



15 power levels  
VariCook flexible zone  
Slide touch control interface  
Timer, Over-spill alert  
Child lock  
Easy clip install  
Connected Load 7.4kw



Ref: 052700

## XS6A4M4PB-80 60cm IPRO SHINE Dishwasher



16 Place setting  
Third Drawer  
Maxi Tub  
10 Programmes  
Power functions  
Unique Washing system  
Automatic cycles  
Auto Door opening  
Sliding Hinges



Ref: 068300



## HBW7518CTK Total No Frost 70/30

Total Capacity 268L  
Fridge 182L, Freezer 86L  
Fridge daylight & Freezer light  
Flexi wine rack  
Super cooling  
Holiday function  
Noise Level: 37dB  
Fast efficient installation  
Sliding Hinges  
Reversible



Ref: 080301

**No.1 Global Major  
Appliances Brand\***  
for 15 Consecutive Years



## 5 YEARS LABOUR, 10 YEARS PARTS WARRANTY

Haier offers a comprehensive **After Sales Service Promise** to cover every eventuality. All Haier Built-in appliances and selected Freestanding appliances come with a 10 year parts and 5 year labour warranty.

\*Source: Euromonitor International 2023.

## HTO5A3 Toaster



21 Customisable Programmes  
Memory function;  
7 Toasting Levels

Ref: 005900

## HKE5A Kettle



Precise Temperature  
Options: 40° to 100°  
Sound Alert

Ref: 008301

## HMB5A Beverage Centre



7 Programmes  
LED Touch Controls  
Accessories: Metal Filter,  
Cleaning Brush, Doser

Ref: 008300

## HAF5TWA3 Multi Air Fryer



Temperature: 40-200°C  
9 Functions  
Accessories: Baking tray,  
Deep dish, Grill rack

Ref: 013800





BI603MF



- > 72 Litre capacity
- > 8 Cooking functions
- > Equiflow™ technology
- > Retractable controls



BI603MFC



- > 72 Litre capacity
- > 8 Cooking functions
- > Equiflow™ technology
- > Retractable controls
- > Catalytic Liner



BI603MFPY



- > 72 Litre capacity
- > Multifunction
- > Pyrolytic
- > 13 Cooking functions
- > Equiflow™ technology
- > Touch Control



BI703MFC



- > 54L / 38L Capacity
- > Multifunction
- > 9 Cooking functions
- > Equiflow™ technology
- > Retractable controls
- > Two soft close doors
- > Full top oven Grill
- > Defrost function
- > Pizza function



BI903MFC



- > 72L / 38L Capacity
- > Multifunction
- > 4 Cooking functions
- > Equiflow™ technology
- > Two soft close doors
- > Full top oven Grill
- > Defrost function
- > Pizza function

BI603MFBK or  
BI603MFSS Ref: 023909

BI603MFCBK or  
BI603MFCSS Ref: 027000

BI603MFPYSS Ref: 035909

BI703MFCBK or  
BI703MFCSS Ref: 047401

BI903MFCBK or  
BI903MFCSS Ref: 049200



BIMWG6017

- > Built in microwave
- > 700w microwave power
- > 1000w grill function
- > 5 power levels
- > 8 automatic cooking programmes
- > Automatic defrost by weight
- > Stainless Steel
- > H382 W594 D321 (inc fascia)

BIMWG6017 Ref: 017901



BI602FP

- > 70 Litre capacity
- > Multifunction
- > Pyrolytic
- > 8 Cooking functions
- > Equiflow™ technology
- > Touch Control

BI602FP-BK or  
BI602FP-SS Ref: 025109



BI702CTFP

- > 54L / 38L Capacity
- > Built under double
- > Programmable Timer
- > 5 Cooking functions
- > Equiflow™ technology
- > Slow cook option
- > Defrost function

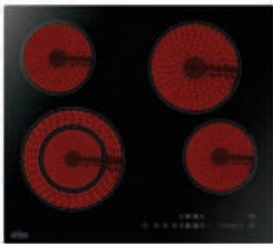
BI702CTFP-BK or  
BI702CTFP-SS Ref: 043200



BI902FP

- > 72L / 44L Capacity
- > Programmable Timer
- > 5 Cooking functions
- > Equiflow™ technology
- > Slow cook option
- > Defrost function

BI902FP-BK or  
BI902FP-SS Ref: 043202



CH602TX

- > 60cm Ceramic hob
- > Touch control slider
- > 4 zone boost mode
- > Digital display
- > Timer function
- > Child safety lock

Ref: 017909



IHT603

- > 60cm Induction hob
- > Touch control slider
- > 4 zone boost mode
- > Digital display with Timer
- > Child safety lock

Ref: 023902



IHT6013

- > 60cm Induction hob
- > Touch control slider
- > 4 zone boost mode
- > Digital display with Timer
- > Child safety lock
- > 13amp connection

Ref: 023904



IHL603

- > 60cm Induction
- > LINK+ bridge zone
- > Touch control slider
- > 4 zone boost mode
- > Digital display
- > Timer function
- > Child safety lock

Ref: 023905



IHL773

- > 77cm Induction
- > LINK+ bridge zone
- > Touch control slider
- > 4 zone boost mode
- > Digital display
- > Timer function
- > Child safety lock

Ref: 033506



GHU603CISS

- > 60cm Gas Hob
- > Cast iron pan support
- > LPG kit available
- > 3.6 Wok Burner
- > Stainless Steel

Ref: 021508



GHU753CISS

- > 75cm Gas Hob
- > Cast iron pan support
- > LPG kit available
- > 3.6 Wok Burner
- > Stainless Steel

Ref: 026309



GTG603RIBK

- > 60cm Gas Hob
- > Cast iron pan support
- > LPG kit available
- > 3.6 Wok Burner
- > Black Ceramic Glass

Ref: 021501



GTG753CIBK

- > 75cm Gas Hob
- > Cast iron pan support
- > LPG kit available
- > 3.6 Wok Burner
- > Black Ceramic Glass

Ref: 026306



BELCHIM603PYR 60cm

- > Powerful 488 m³/h extraction
- > 3 speed settings
- > LED lights
- > Stainless steel
- > Charcoal filter CFILT4200
- > Belling branded

Ref: 011911



BELCHIM603PYR-BK 60cm

- > Powerful 488 m³/h extraction
- > 3 speed settings
- > LED lights
- > Black
- > Charcoal filter CFILT4200
- > Belling branded

Ref: 011909



BEL603ANG 60cm

- > Powerful 640 m³/h extraction
- > 3 speed settings plus boost
- > LED lights
- > Black angled glass
- > Charcoal filter CFILT4200
- > Belling branded

Ref: 019102



BELCHIM803T 80cm

- > Powerful 580m³/h extraction
- > 3 speed settings
- > LED lights
- > Stainless Steel
- > Charcoal filter CFILT42001
- > Belling branded

Ref: 028702

80cm  
ideal above  
a 75cm hob



**BULF609**

- > Built under larder fridge
- > LED interior light
- > Automatic defrost
- > 133 litre gross capacity
- > Hidden salad drawer
- > 39 dBA max noise level
- > Reversible door
- > Fully integrated
- > **While stocks last**



**BUFZ609**

- > Built under freezer
- > 4\*\*\* freezer
- > Fast freeze function
- > Manual defrost
- > 107 litre gross capacity
- > 41 dBA max noise level
- > Reversible door
- > Fully integrated
- > **While stocks last**

F Ref: 027002

F Ref: 028201



**B50509FF  
FROST FREE**

- > 50/50 combination
- > Automatic defrost fridge
- > **Frost Free Freezer**
- > LED lighting
- > Humidity control vegetable box
- > 148 litre fridge capacity
- > 101 litre freezer capacity
- > Sliding door installation
- > 43dBA max noise level
- > Reversible doors
- > Fully integrated
- > **While stocks last**

Ref: 045000



**B70309FF  
FROST FREE**

- > 70/30 combination
- > Automatic defrost fridge
- > **Frost Free Freezer**
- > LED lighting
- > Humidity control vegetable box
- > 181 litre fridge capacity
- > 75 litre freezer capacity
- > Sliding door installation
- > 43dBA max noise level
- > Reversible doors
- > Fully integrated

Ref: 046200



**REFRIGERATION VENTING GRILL, MATT SILVER - CODE 01VGMS**

**FARMHOUSE**



**COOKCENTRE**



Belling Farmhouse available in 90cm or 100cm in Black

All Range cookers only  
available while stocks last

Range cookers available in Dual Fuel,  
Ceramic or Induction



Co-ordinating Hoods  
also available while  
stocks last



Belling Cookcentre available in 90cm or 100cm in Professional

For more information regarding Belling Range Cookers please ask your retailer for details



**WC150**

- > Wine Cooler
- > 7 bottle capacity
- > Digital temperature 5-22°C
- > Reversible door
- > 148 x 870 x 525mm
- > **Stainless steel**
- > **Glass door**

Ref: 021000

G



**WC300**

- > Wine Cooler
- > 18 bottle capacity
- > Digital thermostat 5-22°C
- > Digital temperature display
- > Reversible door
- > 295 x 870 x 568mm
- > **Stainless steel**
- > **Glass door**

Ref: 033000

G



**WC600**

- > Wine Cooler
- > 46 bottle capacity
- > Digital thermostat 5-22°C
- > Two zones
- > Digital temperature display
- > Reversible door
- > 595 x 870 x 568mm
- > **Stainless steel**
- > **Glass door**

Ref: 063000

G



**WC150-BK**

- > Wine Cooler
- > 7 bottle capacity
- > Digital temperature 5-22°C
- > Reversible door
- > 148 x 870 x 525mm
- > **All Black**
- > **Glass door**

Ref: 021001

G



**WC300-BK**

- > Wine Cooler
- > 18 bottle capacity
- > Digital thermostat 5-22°C
- > Digital temperature display
- > Reversible door
- > 295 x 870 x 568mm
- > **All Black**
- > **Glass door**

Ref: 033001

G



**WC600-BK**

- > Wine Cooler
- > 46 bottle capacity
- > Digital thermostat 5-22°C
- > Two zones
- > Digital temperature display
- > Reversible door
- > 595 x 870 x 568mm
- > **All Black**
- > **Glass door**

Ref: 063001

G

**IDW60**

- > 60cm fully integrated slimline dishwasher
- > 6 wash temperatures
- > 6 temperature settings
- > LED digital display
- > 14 place settings
- > Economy and Quick wash
- > Half load option
- > Delay start timer
- > Adjustable upper basket
- > Residual heat drying
- > Stainless steel interior

Ref: 033001



D

> **Low 11 litre water consumption**

**IDW450**

- > 45cm fully integrated slimline dishwasher
- > 6 wash temperatures
- > 6 temperature settings
- > LED digital display
- > 10 place settings
- > Economy and Quick wash
- > Half load option
- > Delay start timer
- > Adjustable upper basket
- > Residual heat drying
- > Stainless steel interior


Ref: 033002



D

> **Low 9 litre water consumption**





Classic.

C2234BK | HANDLE10BK | CKNOB5BK

CLASSIC OVENS



- C2231** Ref: 029700

  - › Electric Single Oven
  - › MotionHeat+ technology
  - › **A energy**
  - › 5 functions
  - › Minute minder
  - › 67 litres
  - › Fuse rating 13A, rated load 2.34kW
- C2234** Ref: 032700

  - › Electric Single Oven
  - › MotionHeat+ technology
  - › **A energy**
  - › 5 functions
  - › Programmable LED electronic timer
  - › 67 litres
  - › Fuse rating 13A, rated load 2.34kW
- C2234BK** Ref: 032701

  - › Electric Single Oven
  - › MotionHeat+ technology
  - › **A energy**
  - › 5 functions
  - › Programmable LED electronic timer
  - › 67 litres
  - › Fuse rating 13A, rated load 2.34kW
- C2237** Ref: 035800

  - › Electric Single Oven
  - › MotionHeat+ technology
  - › **A energy**
  - › 9 functions
  - › Programmable LED electronic timer
  - › 67 litres
  - › Fuse rating 16A, rated load 3.2kW
- C2220** Ref: 037101

  - › Electric Single Oven
  - › MotionHeat+ technology
  - › **A energy**
  - › 5 functions
  - › Side opening reversible Door
  - › Programmable LED electronic timer
  - › 67 litres
  - › Fuse rating 13A, rated load 2.34kW



- C2239** Ref: 054300

  - › **Pyrolytic** Electric Single Oven
  - › MotionHeat+ technology
  - › **A energy**
  - › 11 functions
  - › Programmable LED electronic timer
  - › 67 litres
  - › Fuse rating 20A, rated load 3.57kW
- C3249** Ref: 065300

  - › Electric Double Oven
  - › **A/A energy**
  - › Top oven 4 functions
  - › Main oven 8 functions
  - › 40/61 litres
  - › Fuse rating 32A, rated load 5.19kW
- C3246** Ref: 060300

  - › Electric Double Oven
  - › **A/A energy**
  - › Top oven 4 functions
  - › Main oven 4 functions
  - › 40/61 litres
  - › Fuse rating 32A, rated load 5.19kW
- C4246** Ref: 060301

  - › Electric Built-Under Oven
  - › **A/A+ energy**
  - › Top oven 4 functions
  - › Lower oven 8 functions
  - › 40/42 litres
  - › Fuse rating 20A, rated load 4.7kW

ACCESSORIES



- HANDLE10BK** Ref: 003100
- › Metal handle for single 60cm ovens only
  - › Black finish
  - › For all Classic ovens



- CKNOB5BK** Ref: 001901
- › 2 x Metal dial control
  - › Black finish
  - › For all Classic ovens and gas hobs



PREMIUM GUARANTEED

Get an exclusive 5-year guarantee on all Caple appliances, when you purchase any Sense Premium oven or microwave at the same time. We understand the importance of durability, and that's why we stand behind the quality of our products.

\*Terms and conditions apply. See website for full details. 5 year guarantee will be applicable to all Caple appliances purchased alongside a Sense Premium oven or microwave at the same time. To activate the guarantee, you must register the purchase of your products and provide proof of purchase. Offer applies when purchasing any Sense Premium oven or microwave. C2600, C2601 and CMS260 models are included in any colour finish.

CLASSIC MICROWAVES



- CM130** Ref: 025400

  - › Built-in Microwave and Grill
  - › 25 litre capacity
  - › Height 388mm
  - › Fuse rating 13A, rated load 2.15kW
- CM120** Ref: 026600

  - › Built-in Wall Microwave and Grill
  - › 17 litre capacity
  - › Height 382mm
  - › Fuse rating 13A, rated load 1.05kW
- CM121BK** Ref: 026602

  - › Built-in Wall Microwave and Grill
  - › 17 litre capacity
  - › Height 382mm
  - › Fuse rating 13A, rated load 1.05kW
- CM123** Ref: 026603

  - › Built-in Microwave and Grill with frame
  - › 25 litre capacity
  - › Height 460mm
  - › Fuse rating 13A, rated load 1.45kW
- CM123BK** Ref: 026604

  - › Built-in Microwave and Grill with frame
  - › 25 litre capacity
  - › Height 460mm
  - › Fuse rating 13A, rated load 1.45kW



- CM126** Ref: 032301

  - › Built-in Combination Microwave and Grill with frame
  - › 25 litre capacity
  - › Height 460mm
  - › Fuse rating 13A, rated load 2.5kW
- CM108SS** Ref: 060500

  - › Built-in Microwave
  - › Stainless steel and black glass
  - › 4 functions
  - › Touch control
  - › 40 litres capacity
  - › Height 450mm
  - › Fuse rating 10A, rated load 1.5kW
- CM108BK** Ref: 060501

  - › Built-in Microwave
  - › Black glass
  - › 4 functions
  - › Touch control
  - › 40 litres capacity
  - › Height 450mm
  - › Fuse rating 10A, rated load 1.5kW

CLASSIC WARMING DRAWERS



- WD140CLSS** Ref: 027300

  - › Warming Drawer
  - › Black glass with stainless steel trim
  - › Height 140mm
  - › 25kg capacity
  - › 30°C - 75°C
- WD140CLBK** Ref: 027301

  - › Warming drawer
  - › Black glass
  - › Height 140mm
  - › 25kg capacity
  - › 30°C - 75°C




Sense.

C2362BG | WC6100BG

SENSE COOKING


MotionHeat



**C2362BG** Ref: 045200

- › **Black Glass** Electric Single Oven
- › MotionHeat+ technology
- › **A energy**
- › 8 functions
- › 67 litre capacity
- › Touch control with programmable electronic timer
- › 2 sets of full extension telescopic runners
- › Fuse rating 16A, rated load 3.22kW
- › Dial controls


MotionHeat



**C2101BG** Ref: 054500

- › **Black Glass** Electric Single Oven
- › MotionHeat+ technology
- › **A energy**
- › 10 functions
- › 67 litre capacity
- › Touch control
- › 2 sets of full extension telescopic runners
- › Fuse rating 16A, rated load 3.22kW


MotionHeat



**C2106BG** Ref: 061800

- › **Black Glass Soft Close** Electric Single Oven
- › MotionHeat+ technology
- › **A energy**
- › 13 functions
- › 67 litre capacity
- › Touch control
- › 2 sets of full extension telescopic runners
- › Fuse rating 16A, rated load 3.22kW


MotionHeat



**C2403BG** Ref: 065600

- › **Black Glass Pyrolytic** Electric Single Oven
- › MotionHeat+ technology
- › **A energy**
- › 14 functions
- › 67 litre capacity
- › Touch control
- › 2 sets of full extension telescopic runners
- › Fuse rating 16A, rated load 3.57kW


MotionHeat



**C3371BG** Ref: 074100


- › **Black Glass** Electric Double Oven
- › **A/A energy**
- › Top Oven 4 functions
- › Main Oven 8 functions
- › 40/61 litres

**NEW**




**CM1081BG** Ref: 060502

- › **Black Glass** Built-in Microwave
- › 4 functions
- › Touch control
- › 40 litre capacity
- › Height 450mm
- › 8 Auto cooking programmes




**CM111BG** Ref: 073002

- › **Black Glass** Built-in Combi Microwave
- › 10 functions
- › Touch control
- › 40 litre capacity
- › Height 450mm
- › 8 Auto cooking programmes
- › Fuse rating 13A, rated load 2.55kW



**CM465BG** Ref: 148100

- › **Black Glass** Coffee Machine
- › Touch control with white LCD display
- › Fully automatic
- › Adjustable bean grinder
- › Milk jug included



**WD140BG** Ref: 027900

- › **Black Glass** Warming Drawer
- › Height 140mm
- › 25kg capacity
- › 30°C - 75°C

ACCESSORIES

**NEW**



**SHELFCOVBK** Ref: 001800

- › Shelf end cover for oven/combi installation, Black

**NEW**



**SHELFCOVSS** Ref: 001801

- › Shelf end cover for oven/combi installation, Stainless Steel



**HANDLE10GD** Ref: 003100

- › Metal handle



**HANDLE10CO** Ref: 003101

- › Gold or Copper finish
- › For single 60cm ovens and 45cm microwaves\*



\*Handles for microwaves [CM108 / CM111 / CMS260] must be ordered at the same time as the appliance, they cannot be fitted after delivery.



Sense.

C2601GM | WC6100GM

SENSE COOKING

MotionHeat



**C2106GM** Ref: 067700

- › **Gunmetal Soft Close** Electric Single Oven
- › MotionHeat+ technology
- › **A energy**
- › 13 functions
- › 67 litre capacity
- › Touch control
- › 2 sets of full extension telescopic runners
- › Fuse rating 16A, rated load 3.22kW

MotionHeat



**C2403GM** Ref: 072500

- › **Gunmetal Pyrolytic** Electric Single Oven
- › MotionHeat+ technology
- › **A energy**
- › 14 functions
- › 67 litre capacity
- › Touch control
- › 2 sets of full extension telescopic runners
- › Fuse rating 16A, rated load 3.57kW




**S0111GM** Ref: 041901

- › **Gunmetal** Built-in Combi Steam Oven
- › **A+ energy**
- › 11 functions
- › Touch control
- › Steam cooking 40°C - 100°C
- › 40 litre capacity
- › Fuse rating 16A, rated load 3.05kW



**CM111GM** Ref: 077100

- › **Gunmetal** Built-in Combi Microwave
- › 10 functions
- › Touch control
- › 40 litre capacity
- › 8 Auto cooking programmes
- › Fuse rating 13A, rated load 2.55kW



**CM465GM** Ref: 148101


- › **Gunmetal** Coffee Machine
- › Touch control with white LCD display
- › Fully automatic
- › Adjustable bean grinder
- › Milk jug included



**WD140GM** Ref: 031101

- › **Gunmetal** Warming Drawer
- › Height 140mm
- › 25kg capacity
- › 30°C - 75°C


MotionHeat



**C2105SS** Ref: 066900


- › **Stainless Steel Soft Close** Electric Single Oven
- › MotionHeat+ technology
- › **A energy**
- › 13 functions
- › 67 litre capacity
- › Touch control
- › 2 sets of full extension telescopic runners
- › Fuse rating 16A, rated load 3.22kW

MotionHeat




**C2402SS** Ref: 071300

- › **Stainless Steel Pyrolytic** Electric Single Oven
- › MotionHeat+ technology
- › **A energy**
- › 14 functions
- › 67 litre capacity
- › Touch control
- › 2 sets of full extension telescopic runners
- › Fuse rating 16A, rated load 3.57kW



**S0111SS** Ref: 041900

- › **Stainless Steel** Built-in Combi Steam Oven
- › **A+ energy**
- › 11 functions
- › Touch control
- › Steam cooking 40°C - 100°C
- › 40 litre capacity
- › Fuse rating 16A, rated load 3.05kW




**CM111SS** Ref: 075800

- › **Stainless Steel** Built-in Combi Microwave
- › 10 functions
- › Touch control
- › 40 litre capacity
- › 8 Auto cooking programmes
- › Fuse rating 13A, rated load 2.55kW



**CM465SS** Ref: 146900

- › **Stainless Steel** Coffee Machine
- › Touch control with white LCD display
- › Fully automatic
- › Adjustable bean grinder
- › Milk jug included



**WD140SS** Ref: 030600

- › **Stainless Steel** Warming Drawer
- › Height 140mm
- › 25kg capacity
- › 30°C - 75°C





5

YEARS OF CAPLE  
GUARANTEED

**BETTER TOGETHER**  
Purchase any Sense Premium cooking product, and get an exclusive 5-year guarantee on all Caple appliances purchased at the same time. T+C'S apply see caple.co.uk for more information.

# Sense Premium.

C2601BG | WC6100BG | HANDLE10GD

SENSE PREMIUM COOKING



**C2601BG**

Ref: 077901

- Black Glass Smart Tech Pyrolytic oven
- WiFi connectivity
- CapleTouch+ TFT Touch control
- MotionHeat+ technology
- A energy
- Airfry tray [AIRFRY2] included
- 23 functions, 67 litre capacity
- 2 Sets of full extension telescopic shelves
- Fuse rating 16A, rated load 3.57kW
- Matching Coffee Machine available [CM465BG]



**C2600SS**

Ref: 079400

- Stainless Steel Smart Tech Pyrolytic oven
- WiFi connectivity
- CapleTouch+ TFT Touch control
- MotionHeat+ technology
- A energy
- 23 functions, 67 litre capacity
- 2 Sets of full extension telescopic shelves
- Fuse rating 16A, rated load 3.57kW
- Matching Coffee Machine available [CM465SS]



**C2601GM**

Ref: 080601

- Gunmetal Smart Tech Pyrolytic oven
- WiFi connectivity
- CapleTouch+ TFT Touch control
- MotionHeat+ technology
- A energy
- Airfry tray [AIRFRY2] included
- 23 functions, 67 litre capacity
- 2 sets of full extension telescopic runners
- Fuse rating 16A, rated load 3.57kW
- Matching Coffee Machine available [CM465GM]



**C2601BS**

Ref: 080602

- Black Steel Smart Tech Pyrolytic oven
- WiFi connectivity
- CapleTouch+ TFT Touch control
- MotionHeat+ technology
- A energy
- Airfry tray [AIRFRY2] included
- 23 functions, 67 litre capacity
- 2 Sets of full extension telescopic shelves
- Fuse rating 16A, rated load 3.57kW
- Matching Coffee Machine available [CM465BS]



**CMS260BG**

Ref: 085400

- Black Glass Microwave and Steam Combination Oven
- WiFi connectivity
- CapleTouch+ TFT Touch control
- Programmable timer
- Multi-stage cooking
- 15 functions, 40 litre capacity
- Fuse rating 16A, rated load 3.05kW



**CMS260SS**

Ref: 086301

- Stainless Steel Microwave and Steam Combination Oven
- WiFi connectivity
- CapleTouch+ TFT Touch control
- Programmable timer
- Multi-stage cooking
- 15 functions, 40 litre capacity
- Fuse rating 16A, rated load 3.05kW



**CMS260GM**

Ref: 087900

- Gunmetal Microwave and Steam Combination Oven
- WiFi connectivity
- CapleTouch+ TFT Touch control
- Programmable timer
- Multi-stage cooking
- 15 functions, 40 litre capacity
- Fuse rating 16A, rated load 3.05kW



**CMS260BS**

Ref: 087901

- Black Steel Microwave and Steam Combination Oven
- WiFi connectivity
- CapleTouch+ TFT Touch control
- Programmable timer
- Multi-stage cooking
- 15 functions, 40 litre capacity
- Fuse rating 16A, rated load 3.05kW



**WD140BG**

Ref: 027900

- Black Glass Warming Drawer
- Height 140mm / 25kg capacity
- 30°C - 75°C



**WD140SS**

Ref: 030600

- Stainless Steel Warming Drawer
- Height 140mm / 25kg capacity
- 30°C - 75°C



**WD140GM**

Ref: 031100

- Gunmetal Warming Drawer
- Height 140mm / 25kg capacity
- 30°C - 75°C




**WD140BS**

Ref: 031101

- Black Steel Warming Drawer
- Height 140mm / 25kg capacity
- 30°C - 75°C




INDUCTION HOBS



**C841i**

Ref: 043200


- 590mm width
- Touch controls
- Frameless
- 4 zones
- Supplied with a 13A plug
- Fuse rating 13A, rated load 3kW



**C845i**

Ref: 039600


- 590mm width
- Touch controls
- Frameless
- 4 zones
- 4 boosters
- Fuse rating 25A, rated load 7.2kW



**C847i**

Ref: 050100


- 590mm width
- Slider touch controls
- Frameless
- 4 zones
- Fuse rating 25A, rated load 7kW



**C8641i**

Ref: 045801


- 770mm width
- Slider touch controls
- Frameless
- 4 zones
- 4 boosters
- Fuse rating 25A, rated load 7.4kW



**C8641iGM**

Ref: 049400


- Gunmetal hob
- 770mm width
- Slider touch controls
- Frameless
- 4 zones
- 4 boosters
- Fuse rating 25A, rated load 8.7kW



**C901i**

Ref: 095901

- 880mm width
- Slider touch controls
- Frameless
- 5 zones
- 5 boosters
- Fuse rating 25A, rated load 7.4kW



**C990i**

Ref: 298000

- Sense Premium Full surface, zoneless induction hob
- 920mm width
- Smart pan detection, Automatic pan move
- Touch control with full colour TFT screen
- 21 Power levels, 6 Boosters
- Fuse rating 40A, rated load 11.1kW

CERAMIC HOBS



**C809C**

Ref: 024301

- 590mm width
- Metal dial controls
- Frameless
- 4 zones
- Fuse rating 25A, rated load 6.6kW
- Black dials available [CKNOB5BK]



**C816C**

Ref: 036000

- 590mm width
- Touch controls
- Frameless
- 4 zones
- Fuse rating 25A, rated load 6.6kW





# Plasma.

## INTRODUCING OUR ADVANCED FILTER

This compact powerhouse not only rids odours with plasma but also tackles fine dust and contaminants using cutting-edge electrostatic discharge [ESD] technology all combined in one filter, making it one of a kind and worldwide patented.

**OPTIONAL PLASMA** Compatible with Caple Plasma filters



**GUC1212** Ref: 048200

- › For hoods with extraction rate up to 600m3/h
- › Filter technology: Plasma and ESD
- › Inlet diameter: ø150mm
- › Power consumption: 8Wh
- › Weight: 0,75 kg
- › Dimensions: ø180 x 195 mm
- › Lifespan: 10/15 years
- › Warranty: 2 years [extended to 5 years if registered]



**GUC1214** Ref: 058800

- › For hoods with extraction rate up to 1000m3/h
- › Filter technology: Plasma and ESD
- › Inlet diameter: ø150mm
- › Power consumption: 8Wh
- › Weight: 1,55 kg
- › Measurements: ø210 x 300 mm
- › Lifespan: 10/15 years
- › Warranty: 2 years [extended to 5 years if registered]



**GUC1314** Ref: 066300

- › For hoods with extraction rate up to 1000m3/h
- › Filter technology: Plasma and ESD
- › Inlet diameter: 220 x 90mm
- › Power consumption: 8Wh
- › Weight: 1,90 kg
- › Measurements: 341 x 96 x 372 mm
- › Lifespan: 10/15 years
- › Warranty: 2 years [extended to 5 years if registered]



## PLASMA EXPLAINED

Scan to watch the installation process and uncover the functionality of these advanced filters.



## INDUCTION DOWNDRAFTS

**OPTIONAL PLASMA** Compatible with Caple Plasma filters – see page 38



**DD780BK** Ref: 129800

- › Plinth motor included
- › 780mm width
- › Touch control
- › 4 induction zones
- › 4 boosters
- › **A energy**
- › Recirculation kit CAP81CF [included]
- › Plasma filter GUC1314



**DD610BK** Ref: 191600

- › Black grille
- › Integrated motor included
- › 600mm width
- › Slider touch control
- › 4 induction zones
- › 4 boosters
- › **B energy**
- › Recirculation kit CAP83CF
- › Ducting kit KIT/960W for use with recirculation kit
- › Additional replacement charcoal filter CAP84CF
- › Plasma Filter GUC1314



**GUC1314** Ref: 066300

- › For hoods with extraction rate up to 1000m3/h



**DD810BK** Ref: 203900

- › Integrated motor included
- › 800mm width
- › Slider touch control
- › 4 induction zones
- › 4 boosters
- › **A+ energy**
- › Recirculation kit CAP83CF
- › Ducting kit KIT/960W for use with recirculation kit
- › Additional replacement charcoal filter CAP84CF
- › Plasma Filter GUC1314



**DD820BK** Ref: 222400

- › Black grille
- › Plinth motor included
- › 800mm width
- › Slider touch control
- › 4 induction zones
- › 4 boosters
- › **A energy**
- › Recirculation kit CAP83CF
- › Ducting kit KIT/961W for use with recirculation kit
- › Additional replacement charcoal filter CAP84CF
- › Plasma filter GUC1314



**C950GL** Ref: 004700

- › Required when using Plasma with DD810BK and DD610BK



## GAS HOBS



### C706G

Ref: 015900

- › 580mm width
- › Enamelled pan supports
- › Flame safety device
- › 4 burners - including 1 triple ring burner
- › Fuse rating 3A



### C744G

Ref: 025500

- › 580mm width
- › Cast iron pan supports
- › Flame safety device
- › 4 burners
- › Fuse rating 3A
- › Black dials available [CKNOB5BK]



### C750G

Ref: 022200

- › 590mm width
- › Cast iron pan supports
- › Flame safety device
- › 4 burners
- › Fuse rating 3A, rated load 7.5kW



### C886G

Ref: 026900

- › 586mm width
- › Black glass with gunmetal control panel
- › Cast iron pan supports
- › Flame safety device
- › 4 burners
- › Fuse rating 3A, rated load 7.66kW



### C7061G

Ref: 028400

- › 591mm width
- › Dial controls
- › Magnetic cast iron pan supports
- › Flame safety device
- › 4 burners
- › Fuse rating 3A, rated load 8.5kW



### C786G

Ref: 031800

- › 584mm width
- › Cast iron pan supports
- › Flame safety device
- › 4 burners
- › Fuse rating 3A



### C768G

Ref: 029400

- › 750mm width
- › Cast iron pan supports
- › Flame safety device
- › 5 burners
- › Fuse rating 3A



### C887G

Ref: 029800

- › 700mm width
- › Black glass with gunmetal control panel
- › Cast iron pan supports
- › Flame safety device
- › 5 burners
- › Fuse rating 3A, rated load 10.06kW



### C7071G

Ref: 033400

- › 760mm width
- › Dial controls
- › Magnetic cast iron pan supports
- › Flame safety device
- › 5 burners
- › Fuse rating 3A, rated load 11.5kW



### C787G

Ref: 035300

- › 700mm width
- › Cast iron pan supports
- › Flame safety device
- › 5 burners
- › Fuse rating 3A



### C775G

Ref: 032900

- › 860mm width
- › Dial controls
- › Cast iron pan supports
- › Flame safety device
- › 5 burners
- › Fuse rating 3A



### C889G

Ref: 032702

- › 876mm width
- › Black glass with gunmetal control panel
- › Cast iron pan supports
- › Flame safety device
- › 5 burners
- › Fuse rating 3A, rated load 10.06kW



### C7091G

Ref: 037000

- › 860mm width
- › Dial controls
- › Magnetic cast iron pan supports
- › Flame safety device
- › 5 burners
- › Fuse rating 3A, rated load 11.5kW



### C789G

Ref: 036500

- › 874mm width
- › Cast iron pan supports
- › Flame safety device
- › 5 burners
- › Fuse rating 3A

## WALL CHIMNEY HOODS



### AH600BK

Ref: 011905

- › 600mm width
- › Black Painted Steel
- › Push button controls
- › **C energy** / 280m3/h
- › For use in 3m x 3m kitchens
- › Recirculation kit CAP60CF



### CCH601SS

Ref: 013000

### CCH601BK

Ref: 013001

- › 600mm width
- › Stainless Steel [CCH601SS]
- › Black [CCH601BK]
- › Push button controls
- › **C energy** / 305m3/h
- › Recirculation kit CAP60CF



### CCH701

Ref: 015901

- › 700mm width
- › Stainless Steel
- › Push button controls
- › **C energy** / 305m3/h
- › Recirculation kit CAP60CF



### CCH901SS

Ref: 017100

### CCH901BK

Ref: 017101

- › 900mm width
- › Stainless Steel [CCH901SS]
- › Black [CCH901BK]
- › Push button controls
- › **C energy**
- › 305m3/h
- › Recirculation kit CAP60CF



### BXC611

Ref: 017800

### BXC911

Ref: 022500

- › 600mm width [BXC611]
- › 900mm width [BXC911]
- › Stainless Steel
- › Touch controls
- › **C energy**
- › 456m3/h [BXC611]
- › 571m3/h [BXC911]
- › Recirculation kit CAP61CF
- › Plasma Filter GUC1212



### CGC611SS

Ref: 018500

### CGC611BK

Ref: 018501

- › 600mm width
- › Stainless Steel and Glass [CGC611SS]
- › Black and Glass [CGC611BK]
- › Push button controls
- › **C energy** / 456m3/h
- › Recirculation kit CAP75CF
- › Plasma Filter GUC1212



### CGC711SS

Ref: 020100

### CGC711BK

Ref: 020101

- › 700mm width
- › Stainless Steel and Glass [CGC711SS]
- › Black and Glass [CGC711BK]
- › Push button controls
- › **C energy** / 456m3/h
- › Recirculation kit CAP75CF
- › Plasma Filter GUC1212




### CGC911SS

Ref: 021600

### CGC911BK

Ref: 021601

- › 900mm width
- › Stainless Steel and Glass [CGC911SS]
- › Black and Glass [CGC911BK]
- › Push button controls
- › **C energy** / 456m3/h
- › Recirculation kit CAP75CF
- › Plasma Filter GUC1212



### OM600

Ref: 019500

### OM900

Ref: 022600

- › 600mm width [OM600]
- › 900mm width [OM900]
- › Black Glass
- › Illuminated LED touch controls
- › **C energy** / 456m3/h
- › Recirculation kit CAP60CF



### FGC621

Ref: 025100

- › 600mm width
- › Stainless Steel and Glass
- › Touch controls
- › **B energy** / 654m3/h
- › Recirculation kit CAP61CF
- › Plasma Filter GUC1212



### FGC720

Ref: 025503

- › 700mm width
- › Stainless Steel and Glass
- › Push button controls
- › **D energy**
- › 580m3/h
- › Recirculation kit CAP61CF
- › Plasma Filter GUC1212



### FGC920

Ref: 026302


- › 900mm width
- › Stainless Steel and Glass
- › Push button controls
- › **D energy**
- › 580m3/h
- › Recirculation kit CAP61CF
- › Plasma Filter GUC1212



### ATA901

Ref: 029801

- › 900mm width
- › Black Glass
- › Illuminated LED touch controls
- › **A energy**
- › 612m3/h
- › Recirculation kit CAP61CF



### SP612SS

Ref: 029401

### SP612BK

Ref: 029402

- › 600mm width
- › Stainless Steel & Glass [SP612SS]
- › Black and Black Glass [SP612BK]
- › Touch controls
- › **A energy** / 612m3/h
- › Recirculation kit CAP61CF
- › Plasma Filter GUC1214



### SP912SS

Ref: 030901

### SP912BK

Ref: 030902

- › 900mm width
- › Stainless Steel & Glass [SP912SS]
- › Black and Black Glass [SP912BK]
- › Touch controls
- › **A energy** / 612m3/h
- › Recirculation kit CAP61CF
- › Plasma Filter GUC1214



### ZC622

Ref: 030300

### ZC922

Ref: 035200

- › 600mm width [ZC622] / 900mm width [ZC922]
- › Stainless Steel and Black Glass
- › Illuminated touch controls
- › **B energy**
- › 570m3/h [ZC622] / 587m3/h [ZC922]
- › Recirculation kit CAP61CF
- › Plasma Filter GUC1212



### ZEL900

Ref: 038600

### ZEL900GM

Ref: 041800

- › 900mm width
- › Aluminium with Black Glass [ZEL900]
- › Gunmetal with Black Glass [ZEL900GM]
- › Illuminated LED touch controls
- › **A energy** / 612m3/h
- › Recirculation kit CAP61CF




ISLAND HOODS

OPTIONAL PLASMA Compatible with Caple Plasma filters – see page 38



**BXi911** Ref: 045808

- › 900mm width
- › Stainless Steel
- › Touch controls
- › **D energy** / 605m3/h
- › Recirculation kit CAP61CF
- › Plasma Filter GUC1212



**CGi921** Ref: 047600

- › 900mm width
- › Stainless Steel and Glass
- › Touch controls
- › **A energy** / 617m3/h
- › Recirculation kit CAP61CF
- › Plasma Filter GUC1214



**Zi922** Ref: 055600

- › 900mm width
- › Stainless steel and Black Glass
- › Large LED light panel
- › Illuminated touch controls
- › **B energy** / 581m3/h
- › Recirculation kit CAP61CF
- › Plasma Filter GUC1212



**INCH** Ref: 010500

- › 600mm width
- › Slider controls
- › **C energy**
- › 285m3/h
- › Furniture door is not included
- › Adjustable extraction outlet
- › Recirculation kit CAP73CF

BUILT-UNDER HOODS

OPTIONAL PLASMA Compatible with Caple Plasma filters – see page 38




**BUCH** Ref: 011200

- › 520mm width
- › Stainless Steel
- › Slider controls
- › **C energy**
- › 286m3/h
- › Recirculation kit CAP73CF
- › Plasma Filter GUC1212




**BUCH75** Ref: 015200

- › 750mm width
- › Stainless Steel
- › Slider controls
- › **D energy**
- › 426m3/h
- › Recirculation kit CAP85CF ]



**TSCH601** Ref: 015902

- › Telescopic hood
- › 600mm width
- › Stainless Steel / Grey
- › Dual switch controls
- › **C energy**
- › 291m3/h
- › Recirculation kit CAP60CF
- › Plasma Filter GUC1212



**TSCH901** Ref: 019600

- › Telescopic hood
- › 900mm width
- › Stainless Steel / Grey
- › Dual switch controls
- › **C energy**
- › 291m3/h
- › Recirculation kit CAP60CF
- › Plasma Filter GUC1212




**BU525BK** Ref: 027302

- › 520mm width
- › Black Glass
- › Touch controls
- › **B energy**
- › 621m3/h
- › Recirculation kit CAP61CF
- › Plasma Filter GUC1214



**BU755BK** Ref: 030000

- › 750mm width
- › Black Glass
- › Touch controls
- › **B energy**
- › 657m3/h
- › Recirculation kit CAP61CF
- › Plasma Filter GUC1214



**BU521** Ref: 042200

- › 520mm width
- › Stainless Steel
- › Electronic controls
- › **B energy**
- › 604m3/h
- › Recirculation kit CAP66CF
- › Plasma Filter GUC1212

VENTING KITS

**C202-6W** Ref: 003501

- › 150mm venting kit
- › 1 metre flexible venting kit

**C2653WGL** Ref: 012400

- › 150mm venting kit
- › Highly efficient
- › For hoods with extraction over 500m3/h
- › 3 metre venting kit

SPLASHBACKS



**TSBCURVE600BK** Ref: 012900

**TSBCURVE700BK** Ref: 013700

**TSBCURVE900BK** Ref: 017000

- › Black [BK]

- › Available in 595mm, 695mm and 895mm widths
- › H 750mm [at highest point]
- › Curved profile to suit Caple CGC611 / 711 / 911

**TSBCURVE600PT** Ref: 012901

**TSBCURVE700PT** Ref: 013701

**TSBCURVE900PT** Ref: 017001

- › Pewter [PT]

INTEGRATED REFRIGERATION



**RBL6** Ref: 035700

- › Built-under Larder Fridge
- › **E energy**
- › Glass shelves
- › Deluxe silver trimmed door balconies
- › 134 litre capacity



**RBF6** Ref: 037600

- › Built-under Freezer
- › **E energy**
- › 96 litre capacity



**RBR8** Ref: 038100

- › Built-under Larder Fridge with ice box
- › **E energy**
- › 17 litre capacity ice box
- › Glass shelves
- › Deluxe silver trimmed door balconies
- › 98 litre capacity fridge



**RiL893** Ref: 037200

- › Larder Fridge
- › 880mm height
- › **E energy**
- › Glass shelves
- › Deluxe steel trimmed interior
- › 135 litre capacity



**RiF893** Ref: 038300

- › Freezer
- › 880mm height
- › **E energy**
- › 77 litre capacity



**RiL126** Ref: 049500

- › Larder Fridge
- › 1220mm height
- › **E energy**
- › Deluxe steel trimmed interior
- › Glass shelves
- › 197 litre capacity



**RiF126** Ref: 050302

- › Freezer
- › 1220mm height
- › **E energy**
- › Reversible door
- › Sliding door installation
- › 127 litre capacity



**RiR125** Ref: 051900

- › Larder Fridge with ice box
- › 1220mm height
- › **E energy**
- › Deluxe steel trimmed interior
- › Glass shelves
- › 163 litre capacity fridge
- › 16 litre capacity ice box



**RiL1796** Ref: 064400

- › Larder Fridge
- › 1770mm height
- › **E energy**
- › Deluxe steel trimmed interior
- › Caple Fresh technology
- › Top and side LED strip lights
- › Glass shelves
- › 294 litre capacity



**RiF1797** Ref: 065700

- › Frost-free Freezer
- › 1770mm height
- › **E energy**
- › Top LED strip light
- › Ice cube maker
- › Electronic controls
- › 197 litre capacity



**RiL1800** Ref: 075600


- › Larder Fridge
- › 1770mm height
- › **E energy**
- › Door on door installation
- › Touch controls
- › Caple Fresh technology
- › Top and side LED strip lights
- › Deluxe steel trimmed interior
- › 294 litre capacity



**RiF1801** Ref: 077300

- › Frost-free Freezer
- › 1770mm height
- › **E energy**
- › Door on door installation
- › Touch controls
- › Ice cube maker
- › Deluxe steel trimmed interior
- › 197 litre capacity





INTEGRATED REFRIGERATION



**Ri5508** Ref: 059700

- › 50/50 Frost-free Fridge Freezer
- › 1770mm height
- › **E energy**
- › Electronic controls
- › Caple Fresh technology
- › Deluxe steel trimmed interior
- › Glass shelves
- › 145 / 85 litre capacity



**Ri7308** Ref: 061000

- › 70/30 Frost-free Fridge Freezer
- › 1770mm height
- › **E energy**
- › Electronic controls
- › Caple Fresh technology
- › Deluxe steel trimmed interior
- › Glass shelves
- › 180 / 63 litre capacity



**Ri7321** Ref: 074800

- › 70/30 Frost-free Fridge Freezer
- › 1770mm height
- › **E energy**
- › Touch controls
- › Caple Fresh technology
- › Deluxe steel trimmed interior
- › Glass shelves
- › 180 / 63 litre capacity



**Ri5520** Ref: 073500

- › 50/50 Frost-free Fridge Freezer
- › 1770mm height
- › **E energy**
- › Touch controls
- › Caple Fresh technology
- › Deluxe steel trimmed interior
- › Glass shelves
- › 145 / 85 litre capacity

FREESTANDING REFRIGERATION



**Ri5501** Ref: 053000

- › 50/50 Fridge Freezer
- › 1770mm height
- › **F energy**
- › Mechanical controls
- › Glass shelves
- › 146 / 94 litre capacity



**Ri7303** Ref: 052800

- › 70/30 Fridge Freezer
- › 1770mm height
- › **E energy**
- › Mechanical controls
- › Glass shelves
- › 181 / 70 litre capacity



**CAFF43** Ref: 153000

- › French Door Fridge Freezer
- › 910mm width
- › Stainless Steel
- › Frost-free
- › **E energy**
- › 398 / 211L capacity
- › 2 Freezer drawers



**CAFF46GM** Ref: 143000

- › French Door Fridge Freezer
- › 910mm width
- › Gunmetal
- › Frost-free
- › **F energy**
- › 398 / 190L capacity
- › 4 freezer drawers
- › Multi-air flow design

UNDERCOUNTER WINE CABINETS



**Wi159** Ref: 025600

- › Undercounter Wine Cabinet
- › 145mm width
- › **G energy**
- › 1 piece Stainless Steel door
- › Square handle
- › 1 zone 5°C - 18°C
- › Electronic temperature control
- › White LED lighting



**Wi158BG** Ref: 028200

- › Undercounter Wine Cabinet
- › 145mm width
- › **G energy**
- › Black Glass door
- › Square handle
- › 1 zone 5°C - 18°C
- › Electronic temperature control
- › White LED lighting



**Wi3125** Ref: 065701

- › Undercounter Wine Cabinet
- › 295mm width
- › **F energy**
- › 1 piece Stainless Steel door
- › Square handle
- › 1 zone 5°C - 18°C
- › Touch control, White LED lighting
- › Adjustable height



**Wi3125GM** Ref: 046600

- › Undercounter Wine Cabinet
- › 295mm width
- › **F energy**
- › 1 piece Gunmetal door
- › Square handle
- › 1 zone 5°C - 18°C
- › Touch control, White LED lighting
- › Adjustable height



**Wi3126BG** Ref: 049700

- › Undercounter Wine Cabinet
- › 295mm width
- › **F energy**
- › Black Glass door
- › Black square handle
- › 1 zone 5°C - 18°C
- › Touch control, White LED lighting
- › Adjustable height



**Wi6142** Ref: 065704

- › Undercounter Wine Cabinet
- › 595mm width
- › **G energy**
- › 1 piece Stainless Steel door
- › Square handle
- › 1 zone 5°C - 18°C
- › Touch control, White LED lighting
- › Adjustable height



**Wi6143BG** Ref: 071400

- › Undercounter Wine Cabinet
- › 595mm width
- › **G energy**
- › Black Glass door
- › Black square handle
- › 1 zone 5°C - 18°C
- › Touch control, White LED lighting
- › Adjustable height



**Wi6135** Ref: 078300

- › Undercounter Wine Cabinet
- › 595mm width
- › **G energy**
- › 1 piece Stainless Steel door, square handle
- › 2 zones 5°C - 10°C and 10°C - 18°C
- › Touch control, White LED lighting
- › Adjustable height



**Wi6136BG** Ref: 082200

- › Undercounter Wine Cabinet
- › 595mm width
- › **G energy**
- › Black Glass door
- › Black square handle
- › 2 zones 5°C - 10°C and 10°C - 18°C
- › Touch control, White LED lighting
- › Adjustable height



**Wi6135GM** Ref: 084000

- › Undercounter Wine Cabinet
- › 595mm width
- › Gunmetal door
- › 2 zones 5°C - 10°C and 10°C - 18°C
- › Touch control, White LED lighting
- › Adjustable height to fit 100-150mm plinth
- › Recessed plinth



**Wi6234** Ref: 091800

- › Undercounter Wine Cabinet
- › 595mm width
- › **G energy**
- › Stainless Steel doors
- › Square handles
- › 2 side-by-side zones 5°C - 18°C
- › Touch control, White LED lighting
- › Adjustable height
- › Glass shelf kit available GSHELFPACK/300 [shown]



**Wi6235BG** Ref: 101400

- › Undercounter Wine Cabinet
- › 595mm width
- › **G energy**
- › Black Glass doors
- › Black square handles
- › 2 side-by-side zones 5°C - 18°C
- › Touch control, White LED lighting
- › Adjustable height
- › Glass shelf kit available GSHELFPACK/300



SENSE PREMIUM WINE CABINETS



- Wi3150** Ref: 054200
- › **Sense Premium** Undercounter Single Zone Wine Cabinet
  - › 295mm width
  - › **F energy**
  - › Stainless Steel door
  - › Square handle
  - › 1 zone 5°C - 18°C
  - › Touch control
  - › White LED lighting
  - › Telescopic shelves
  - › 4 programmes
  - › 4 light functions
  - › Charcoal filter
  - › Adjustable height



- Wi6150** Ref: 090500
- › **Sense Premium** Undercounter Dual Zone Wine Cabinet
  - › 595mm width
  - › **F energy**
  - › Stainless Steel door
  - › Square handle
  - › 2 zones 5°C - 10°C and 10° - 18°C
  - › Touch control
  - › White LED lighting
  - › Telescopic shelves
  - › 4 programmes
  - › 4 light functions
  - › Charcoal filter
  - › Adjustable height

IN-COLUMN WINE CABINETS



- WC6401** Ref: 064800
- › In-column Wine Cabinet
  - › 455mm height
  - › **F energy**
  - › Stainless Steel door
  - › Stainless Steel square handle
  - › Single zone 5°C - 18°C
  - › Touch control
  - › White LED lighting



- WC6411BG** Ref: 070200
- › In-column Wine Cabinet
  - › 455mm height
  - › **F energy**
  - › Black Glass door
  - › Black square handle
  - › Single zone 5°C - 18°C
  - › Touch control
  - › White LED lighting



- WC6511** Ref: 096401
- › In-column Wine Cabinet
  - › 886mm height
  - › **G energy**
  - › Stainless Steel door
  - › Square handle
  - › 2 zones 5°C - 10°C and 10°C - 18°C
  - › Touch control
  - › White LED lighting



- WC6521BG** Ref: 096400
- › In-column Wine Cabinet
  - › 886mm height
  - › **G energy**
  - › Black Glass door
  - › Black square handle
  - › 2 zones 5°C - 10°C and 10°C - 18°C
  - › Touch control
  - › White LED lighting



- WC6100SS** Ref: 076400
- › In-column Wine Cabinet
  - › 600mm height
  - › **G energy**
  - › Stainless Steel door
  - › Square handle
  - › 1 zone 5°C - 18°C
  - › Electronic temperature control
  - › White LED lighting
  - › Soft open and close



- WC6100BG** Ref: 075400
- › In-column Wine Cabinet
  - › 600mm height
  - › **G energy**
  - › Black Glass door
  - › Black square handle
  - › 1 zone 5°C - 18°C
  - › Electronic temperature control
  - › White LED lighting
  - › Soft open and close



- WC6100GM** Ref: 077700
- › In-column Wine Cabinet
  - › 600mm height
  - › **G energy**
  - › Gunmetal door
  - › Square handle
  - › 1 zone 5°C - 18°C
  - › Electronic temperature control
  - › White LED lighting
  - › Soft open and close



- WC6100BS** Ref: 077701
- › In-column Wine Cabinet
  - › 600mm height
  - › **G energy**
  - › Black Steel door
  - › Black square handle
  - › 1 zone 5°C - 18°C
  - › Electronic temperature control
  - › White LED lighting
  - › Soft open and close



Di654

DISHWASHERS



- Di482** Ref: 040500
- › 45cm Dishwasher
  - › 5 Programmes
  - › Auto door open
  - › **Energy D, Noise C**
  - › 9 place settings
  - › 49 dB[A]
  - › Water consumption per cycle [economy] 9 litres
  - › Cutlery basket



- Di632** Ref: 039200
- › 60cm Dishwasher
  - › 6 Programmes
  - › Auto door open
  - › **Energy D, Noise C**
  - › 12 place settings
  - › 49 dB[A]
  - › Water consumption per cycle [economy] 11 litres
  - › Cutlery basket



- Di642** Ref: 050200
- › 60cm Dishwasher
  - › Auto door open
  - › 7 Programmes
  - › **Energy D, Noise C**
  - › 14 place settings
  - › 47 dB[A]
  - › Water consumption per cycle [economy] 11 litres
  - › Cutlery tray



- Di654** Ref: 069200
- › 60cm Dishwasher
  - › Sliding furniture door system
  - › 360 degree spinning arm
  - › 8 Programmes
  - › **Energy B, Noise B**
  - › Auto door open
  - › Touch control
  - › 14 place settings
  - › 42 dB[A]
  - › Water consumption per cycle [economy] 9.8 litres
  - › Cutlery tray

LAUNDRY



- WMi3007** Ref: 056000
- › Washing Machine
  - › 1400rpm
  - › 8kg
  - › 16 programmes
  - › **Energy B, Spin B, Noise A**
  - › Stainless steel Diamond+ drum
  - › Anti-overflow protection



- WMi4001** Ref: 069000
- › Washing Machine
  - › 1400rpm
  - › 9kg
  - › 15 programmes
  - › **Energy A, Spin B, Noise B**
  - › Anti-overflow protection

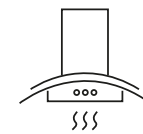
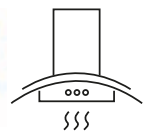


- WDi3301** Ref: 066400
- › Condenser Washer Dryer
  - › 1400rpm
  - › 8kg wash, 6kg dry
  - › 16 programmes
  - › **Wash B, Wash and Dry E, Spin B, Noise B**



- TDi4001** Ref: 076800
- › Heat pump Tumble Dryer
  - › Sensor dry
  - › 7kg
  - › 15 programmes
  - › **Energy A+**
  - › In-door water tank





## FLEX INDUCTION HOBS WITH DOWNDRAFT

### ICONFLEXDD

Ref: 077900




- 77cm Flex Induction hob
- Black Grille
- Flexible linkable zones
- 9 Power Levels
- 4 cooking zones
- Boost option
- LED Slider and touch control
- Child safety
- 32 amp connection

### ICONFLEXDDS

Ref: 077901



- 77cm Flex Induction hob
- Stainless Steel Grille
- Flexible linkable zones
- 9 Power Levels
- 4 cooking zones
- Boost option
- LED Slider and touch control
- Child safety
- 32 amp connection



### DOWNDRAFT FEATURES

- 6 Fan Speeds
- Touch Control
- 579m<sup>3</sup>/hr extraction
- Motor included
- Vented **KITVENT2**
- Recirculation **ICONFKIT**

## FLEX INDUCTION HOBS



ICONFLEX60F Ref: 023900

- 60cm Flex Induction hob
- Black glass
- Flexible linkable zones
- 9 Power Levels
- 5 cooking zones
- Boost Option
- LED Slider and touch control
- Child safety
- 32 amp connection



ICONFLEX90F Ref: 039500

- 90cm Flex Induction hob
- Black glass
- Flexible linkable zones
- 9 Power Levels
- 5 cooking zones
- Boost Option
- LED Slider and touch control
- Child safety
- 32 amp connection

## INDUCTION HOBS



60cm UBIND60BF Ref: 019105

- 4 Induction zones, 9 power levels
- Touch control operation
- 2 Boost zones
- Pause / Keep warm function
- Auto Pan Detection system
- Child safety lock



77cm UBIND77F Ref: 027500


- 4 Induction zones, 9 power levels
- Touch control operation
- 4 Boost zones
- Pause / Keep warm function
- Auto Pan Detection system
- Child safety lock



90cm UBIND90F Ref: 031100

- 5 Induction zones, 9 power levels
- Touch control operation
- 5 Boost zones
- Pause / Keep warm function
- Auto Pan Detection system
- Child safety lock

## BLUE LED ANGLED HOOD



**UBAHAL060**  
Ref: 016700

**UBAHAL070**  
Ref: 017901

**UBAHAL090**  
Ref: 019100



- Black Angled Glass
- Ambient Lighting, Blue LED background
- 3 fan speed extraction
- Touch control operation

- Convenient side controls
- 579m<sup>3</sup>/hr extraction rate
- 3 Width options available
- Carbon filter code **CARBFLT4**

## STAINLESS STEEL BOX HOOD



**ICONBOX70**  
Ref: 020300



- Stainless Steel
- 2 x LED Lights
- 3 fan speed extraction
- Touch control operation
- 564.5m<sup>3</sup>/hr extraction rate

- 2 x Aluminium filters included
- Carbon filter code **TMFLT4**

## CHIMNEY HOOD



**UBSCH70BK**  
Ref: 009503


**UBSCH70SS**  
Ref: 009501



- 70cm available in Stainless steel or Black
- LED Lighting
- 3 Fan speeds

- Extraction rate 345m<sup>3</sup>/hr extraction rate
- Push button control
- Carbon filter code **SCF2**

## WHITE LED ANGLED HOOD



**UBARUNW60**  
Ref: 016702

**UBARUNW70**  
Ref: 017900

**UBARUNW90**  
Ref: 019109



- Black Angled Glass
- Ambient Lighting, White LED background
- 3 fan speed extraction
- Touch control operation

- 579m<sup>3</sup>/hr extraction rate
- 3 Width options available
- Carbon filter code **CARBFLT4**

## BOX HOOD

**NEW**  
DUE MARCH



**UBSBOX60BK**  
Ref: 019102

**UBSBOX60SS**  
Ref: 019101

**UBSBOX90BK**  
Ref: 022702

**UBSBOX90SS**  
Ref: 022701



- Available in Stainless steel or Black
- 3 Fan speeds
- LED Lighting
- Touch control

- Extraction rating 597m<sup>3</sup>/h/hr
- Carbon filter code **TMFLT4**

## ICON ANGLED HOOD



**ICON60H**  
Ref: 019106

**ICON90H**  
Ref: 021500



- Black Angled Glass
- 2 x LED Lights
- 9 fan speed extraction
- Touch control operation
- 526.9m<sup>3</sup>/hr extraction rate

- 2 Width options available
- 1 Aluminium filter included
- Carbon filter code **TMFLT4**

JJO OFFER A CHOICE OF 5" VENTING KITS - 1 METRE, CODE 15UVK & 3 METRE, CODE 35UVK

The Bosch oven range



SERIES 4

Modern design with **RED** LED digital display, retractable rotary controls and easy to use functionality. Time functions made easier with a programmable timer & 3D Hot air technology to produce even temperatures across all three levels to create the perfect and consistent baking or roasting results. Supported with Eco clean for a less effort cleaning for light soiling.



MULTIFUNCTION

Built in oven with hot air steam for delicious baking results  
71 Litre capacity  
7 cooking methods  
Fast Preheating Function  
Automatic Start

2.99kw Electrical connection required



HQA534BB3B BLACK Ref: 035900  
HQA534BS3B STEEL Ref: 035901



PYROLYTIC

Built in oven with self-cleaning function and hot air steam  
71 Litre capacity  
5 cooking methods  
Fast preheating function  
Automatic Start

2.99kw Electrical connection required



HQA574BB3B BLACK Ref: 051500  
HQA574BS3B STEEL Ref: 051501



COMPACT MICROWAVE

44 Litre capacity  
15 functions  
600w, 4 power levels

3.5kw Electrical connection required

CMA583MB0B BLACK Ref: 057500  
CMA583MS0B STEEL Ref: 057501

SERIES 8

Introducing a new and innovative **digital control ring** with **colour TFT** interface and White LCD display controls. Cook like a Bosch with professional cooking assistant to help choose the correct heat settings by simply selecting the dish you are cooking. Series 8 ovens also come with an Air fry function to create the perfect Crispy potatoes. You can also take control of your oven from anywhere using the Home connect App, you can even voice control with Amazon or Alexa Assist.



MULTIFUNCTION

Built in oven with digital control ring & TFT touch display  
71 Litre capacity  
14 cooking methods  
Fast preheating function  
Soft close, drop-down door  
Bosch Assist  
Oven assistant with Voice control



3.60kw Electrical connection required

HBG7341B1B BLACK Ref: 067100



PYROLYTIC

Built in oven with digital control ring & TFT touch display  
71 Litre capacity  
14 cooking methods  
Fast preheating function  
Soft close, drop-down door  
Bosch Assist  
Oven assistant with Voice control



3.60kw Electrical connection required

HBG7741B1B BLACK Ref: 069502



PYROLYTIC

Built in oven with digital control ring & TFT touch display  
71 Litre capacity  
14 cooking methods  
Baking & Roasting sensors with tir predictions  
Soft close, drop-down door  
Bosch Assist  
Oven Assistant with Voice control



3.60kw Electrical connection required

HBG7764B1B BLACK Ref: 088700



MULTIFUNCTION

Built in double oven with 3D hot air  
Main Oven;  
71 Litre Capacity  
5 cooking methods  
Fast preheating fuction

Top Oven;  
34 Litre Capacity  
3 cooking methods  
Large and small area grill

5.99kw Electrical connection required



MBS533BB0B BLACK Ref: 069500  
MBS533BS0B STEEL Ref: 069501



MULTIFUNCTION

Built under double oven with 3D hot air  
Main Oven;  
47 Litre Capacity  
5 cooking methods  
Fast preheating fuction

Top Oven;  
34 Litre Capacity  
3 cooking methods  
Large and small area grill

5.99kw Electrical connection required



NBS533BB0B BLACK Ref: 070700  
NBS533BS0B STEEL Ref: 070701



WALL UNIT MICROWAVE

20 Litre capacity  
7 automatic programmes  
800w - 5 power levels  
382H x 594W x 317D  
600mm wall unit

BFL523MB0B BLACK Ref: 035902  
BFL523MS0B STEEL Ref: 035903



BUILT IN MICROWAVE

25 Litre capacity  
7 automatic programmes  
900w - 5 power levels  
382H x 594W x 388D  
600mm tall housing

BFL553MB0B BLACK Ref: 040700  
BFL553MS0B STEEL Ref: 040701

WARMING DRAWER

Maximum load - 14 plates, Push pull mechanism  
Low cooking function  
140H x 594W x 548D



BIC510NS0B STEEL Ref: 033501

PROMOTIONAL FAN OVEN



Available in  
BLACK - HHF113BA0B  
STEEL - HHF113BR0B

Built in oven with 3D hot air  
66 Litre capacity  
4 cooking methods  
Child safety lock  
13amp Plug included

Ref: 027003



BUILT IN MICROWAVE

21 Litre Capacity  
Quick Start maximum power 30 seconds  
Cleaning Assistance



2.99kw Electrical connection required

BFL7221B1B BLACK Ref: 065900



BUILT IN MICROWAVE

36 Litre Capacity  
1000W, 5 power levels  
Boost Function  
Claening Assistance



2.99kw Electrical connection required

CEG732XB1B BLACK Ref: 081500



PYROLYTIC MICROWAVE

45 Litre capacity  
16 functions  
900w, 5 power levels



2.99kw Electrical connection required

CMG7241B1B BLACK Ref: 093400



BIC7101B1B BLACK Ref: 052700

WARMING DRAWER

Maximum load - 14 plates  
Push pull mechanism  
Low cooking function  
140H x 594W x 548D



**GAS HOB**



**Stainless steel gas hob with side-mounted controls**  
Cast-iron finish pan supports  
Front high speed burner  
Connected load: 7.4kw



**PBP6B5B60**  
**60cm**  
Ref: 017400

**GAS HOB**



**Stainless-steel gas hob with front-mounted controls**  
Cast-iron finish pan supports  
Powerful cooking at up to 3.3kw  
Connected load: 10.8kw



**PGQ7B5B90**  
**75cm**  
Ref: 032300

**CERAMIC HOB**



**Glass-ceramic radiant hob with side-mounted controls**  
Control panel child lock  
Connected load: 6.4kw

**PKE611CA3E**  
**60cm**  
Ref: 022700

**INDUCTION HOB**



**Induction hob with plug and play**  
Quick start function detects where the pot is placed  
Connected load: 3.7kw  
13amp Plug included

**PUE611BB5B**  
**60cm**  
Ref: 037100

**DELUXE GAS HOB**



**Stainless-steel gas hob with FlameSelect**  
Cast-iron finish pan supports  
Front high speed burner  
Connected load: 7.4kw



**PCP6A6B90**  
**BLACK - 60cm**  
Ref: 033502

**PCP6A5B90**  
**STEEL - 60cm**  
Ref: 033503

**GAS HOB**

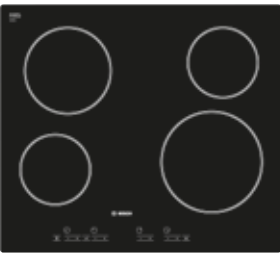


**Stainless steel gas hob with FlameSelect**  
Cast-iron finish pan supports  
Central wok burner up to 4.0kw  
Connected load: 11.5kw



**PCQ7A5B90**  
**75cm**  
Ref: 049100

**TOUCH CONTROL HOB**



**Glass-ceramic radiant hob with front touch controls**  
Control panel child lock  
Connected load: 6.4kw

**PKE61RAA8B**  
**60cm**  
Ref: 024600

**INDUCTION HOB**



**Induction hob with Self select**  
Quick start function detects where the pot is placed  
Connected load: 3.7kw

**PUE611BB5E**  
**60cm**  
Ref: 043100

**GAS ON GLASS**



**Tempered-glass gas hob with FlameSelect**  
Semi-continuous cast-iron pan support  
9 power levels  
Connected load: 7.5kw



**PPP6A6B90**  
**60cm**  
Ref: 047900

**GAS ON GLASS**



**Tempered-glass gas hob with FlameSelect**  
Semi-continuous cast-iron pan support  
Central wok cooking at up to 4kw  
Connected load: 11.5kw



**PPQ7A6B90**  
**75cm**  
Ref: 045001

**FLEX INDUCTION HOB**



**Flex Induction hob allows multiple pots and pans, anywhere on the flexible cooking zone**  
Auto Flex induction, Perfect Fry  
Smart Hood connectivity, 17 power levels  
4 cooking zones  
Connected load: 7.4kw

**PIX631HC1E**  
**60cm**  
Ref: 075500

**INDUCTION HOB**



**Induction hob with Direct select**  
Quick start function detects where the pot is placed  
Timer with switch off function  
Connected load: 7.4 kw

**PIV831HB1E**  
**80cm**  
Ref: 075501



**60cm VENTING COOKTOP**



**60cm induction hob with integrated ventilation module**  
17 stage power setting for each zone  
Timer for all zones  
Frameless design  
Extraction capacity 500 m3/h  
Connection load: 7.40kw  
Hard wired

**PVS611B16E**  
Ref: 161900

**70cm VENTING COOKTOP**



**70cm induction hob with integrated ventilation module**  
17 stage power setting for each zone  
Timer for all zones  
Frameless design  
Extraction capacity 500 m3/h  
Connection load: 7.40kw  
Hard wired

**PVQ731H26E**  
Ref: 178600

**80cm VENTING COOKTOP**



**80cm induction hob with integrated ventilation module**  
17 stage power setting for each zone  
Timer for all zones  
Frameless design  
Extraction capacity 500 m3/h  
Connection load: 7.40kw  
Hard wired

**PVS811B16E**  
Ref: 181400

**Recirculation Starter Kits**

60cm worktops **HEZ9VDKR1**  
Includes: 1x small radius 90° bend (HEZ9VDSB4), 1x large radius 90° bend (HEZ9VDSB2), 3x connectors (HEZ9VDSS1), 1x 50 cm straight channel (HEZ9VDSM1) & 1x diffuser (HEZ9VRPD1).

70cm worktops **HEZ9VDKR0**  
Includes: 2x large radius 90° bends (HEZ9VDSB2), 3x connectors (HEZ9VDSS1), 1x 50 cm straight channel (HEZ9VDSM1) & 1x diffuser (HEZ9VRPD1).

**CHIMNEY HOOD**



Stainless Steel hood  
3 speed extraction  
Push button control  
2 x LED lights  
Extraction capacity 360m3/h  
Recirculation DHZ5275

**DWP64BC50B**  
**60cm**  
Ref: 020300

**DWP94BC50B**  
**90cm**  
Ref: 026200

**TELESCOPIC**

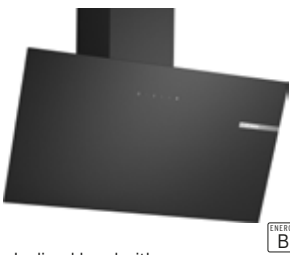


60cm telescopic hood  
2 speed extraction  
Silver metallic  
Steel fascia panel  
Grease filter included  
DWZ1IT1I4 charcoal filter



**DFM063W56B**  
**BRUSHED STEEL**  
Ref: 019101

**ANGLED HOOD**



Inclined hood with Eco Silence  
3 speed extraction  
Power boost  
TouchSelect controls  
LED lights  
445m3/h max extraction  
Recirculation  
DWZ1GK1U2



**DWK65DK60B**  
**60cm**  
Ref: 031100

**DWK85DK60B**  
**80cm**  
Ref: 033504

**INTEGRATED HOOD**



Integrated extraction  
3 speed extraction  
LED lighting  
Grease filter included  
Z511MA0X0 charcoal filter



**DEM63AC00B**  
**METALLIC SILVER**  
Ref: 015500

**FLAT GLASS HOOD**



Stainless steel with straight glass design  
3 speed extraction  
Push button control  
2 x LED lights  
Extraction capacity 365 m3/h  
Recirculation  
DWZ1DX1I4



**DWG64BC50B**  
**60cm**  
Ref: 040400

**DWG94BC50B**  
**90cm**  
Ref: 045800

**CANOPY HOOD**



Canopy extraction  
3 speed extraction  
LED lighting  
Grease filter included  
DWZ0INOTO charcoal Filter



**DLN53AA70B**  
**SILVER GREY**  
Ref: 011904



T&Cs apply.  
Registration required.  
Selected models only.



## LARDER FRIDGE

**Built-under refrigerator with MultiBox**

Total volume 137 Litre  
Automatic defrost fridge  
Flat Hinge  
E Rating



**KUR21VFE0G**  
Ref: 045500



## FREEZER

**Built-under freezer with super freezing**

Total volume 106 Litre  
Audible alarm signal  
Flat Hinge  
E Rating



**GUN21VFE0G**  
Ref: 047901



## FRIDGE

**Built in refrigerator with XXL MultiBox drawer**

Total volume 136 Litre  
Super cooling function  
Flat Hinge  
E Rating



**KIR21NSE0G**  
Ref: 047902



## FRIDGE

**Built in 122cm refrigerator with XXL MultiBox drawer**

Total volume 204 Litre  
Eco Airflow  
Sliding Hinge  
E Rating



**KIR41NSE0G**  
Ref: 052701

## FRIDGE

**Tall Built-in refrigerator with MultiBox**

Total volume 319 Litre  
Super cooling fuction  
Flat hinge  
E Rating



**KIR81VFE0G**  
Ref: 097100

## FREEZER

**Tall Built-in Freezer with MultiBox**

Total volume 212 Litre  
Auto SuperFreezing function  
Flat hinge  
E Rating



**GIN81VEE0G**  
Ref: 092200

## FRIDGE FREEZER

**Built-in fridge-freezer with NoFrost**

50 / 50 combination  
Total volume 249 Litre  
Audible alarm system  
Sliding Hinge  
E Rating



**KIN85NSE0G**  
Ref: 068300

## FRIDGE FREEZER

**Built-in fridge-freezer with LowFrost**

70 / 30 combination  
Total volume 270 Litre  
Big box drawer  
Sliding Hinge  
E Rating



**KIV87NSE0G**  
Ref: 064700



**REFRIGERATION VENTILATION GRILL, MATT SILVER - CODE 01VGMS**

## SMV2HTX02G PROMOTIONAL DISHWASHER

**60cm fully integrated dishwasher with silence on demand through home connect app**

13 place settings  
5 programmes  
Extra drying function

D Rating

Ref: 035904



Operation via app or  
Alexa voice control



## SLIMLINE DISHWASHER



**45cm fully Intergrated dishwasher with silence on demand through home connect app**

Height adjustable top basket  
10 place settings  
5 programmes  
Info light  
Extra drying function  
E Rating

**SPV2HKX42G**  
Ref: 041400

## PREMIUM DISHWASHER



**60cm fully integrated dishwasher with silence on demand through home connect app**

VarioDrawer on third level for cutlery  
14 place settings  
6 programmes  
Info light  
Extra drying function  
D Rating

**SMV4HVX00G**  
Ref: 046700

## Home Connect Easy Start

Select the type of dishes and let the appliance take care of everything else.



Easy Start in three steps to choose the perfect wash.  
Receive tablet, rinse aid and salt level notifications via the app, so you never run out.  
Keep your dishwasher in top condition - Receive automatic tablet and cleaning bundles via **smart finish** subscription.  
Easily set your hard water settings to prolong the life of your dishwasher.

## 8KG WASHING MACHINE



**8kg Washing machine with EcoSilence Drive**

1400 rpm spin speed  
Allergy plus function  
Adjustable feet

E Rating

**WIW28302GB**  
Ref: 068301

## PREMIUM 8KG WASHING MACHINE



**Especially quiet 8kg washing machine with EcoSilence Drive and Silence program**

1400 rpm spin speed  
Allergy plus function  
Vario drum, Adjustable feet  
Series 8 LED display with touch control

E Rating

**WIW28502GB**  
Ref: 071900

## 7KG WASHER DRYER



**Intergrated washer dryer**

Wash 7kg  
Dry 4kg  
1355 rpm spin speed  
AquaSpa wash system

E Rating

**WKD28352GB**  
Ref: 089900



## FASCIA DISPLAY TYPES

### N70 Full Touch 1

Full Touch Screen display; 3.7" high resolution TFT colour graphics display.



### N90 Full Touch 2

Full Touch Screen display; 4.1" high resolution TFT colour graphics display.




### N90 Full Touch 3

Full Touch Screen display; 6.8" high resolution TFT colour graphics display.



## WARMING DRAWERS

COMPATIBLE WITH N70 & N90 APPLIANCES



14cm warming drawer  
Slow cook programme  
Maximum load - 12 plates  
Push & pull opening  
6A/Plug included

**N24HA11N1B**  
**STEEL**  
Ref: 052700

**N24HA11G1B**  
**GRAPHITE**  
Ref: 053900



29cm warming drawer  
Slow cook programme  
Maximum load - 40 plates  
Push & pull opening  
6A/Plug included

**N34HA11N1B**  
**STEEL**  
Ref: 056200

**N34HA11G1B**  
**GRAPHITE**  
Ref: 057400



## N70 Full Touch 1 Collection

### MULTIFUNCTION



#### A+ ENERGY

Built in oven with  
CircoTherm™  
71 Litre capacity  
14 Heating methods  
3.7 inch full touch TFT  
Display  
3.6kw Electrical connection  
required



**B24CR31G0B**  
**GRAPHITE**  
Ref: 071900

### SLIDE & HIDE MULTIFUNCTION



#### A+ ENERGY

Built in slide & hide oven  
with CircoTherm™  
71 Litre capacity  
14 Heating methods  
3.7 inch full touch TFT  
Display  
3.6kw Electrical connection  
required



**B54CR31N0B**  
**STEEL**  
Ref: 083900  
**B54CR31G0B**  
**GRAPHITE**  
Ref: 085100

### SLIDE & HIDE PYROLYTIC



#### A+ ENERGY

Built in slide and hide  
self cleaning oven with  
CircoTherm™  
71 Litre capacity  
14 Heating methods  
3.7 inch full touch TFT  
Display  
3.6kw Electrical connection  
required



**B54CR71N0B**  
**STEEL**  
Ref: 083901  
**B54CR71G0B**  
**GRAPHITE**  
Ref: 083902

## N90 Full Touch 2 & 3 Collection

### SLIDE & HIDE MULTIFUNCTION



#### A+ ENERGY

Built in slide & hide oven  
with CircoTherm™  
71 Litre capacity  
14 Heating methods  
4.1 inch full touch TFT Display  
3.6kw Electrical connection  
required



**B64CS51G0B**  
**GRAPHITE**  
Ref: 091100

### SLIDE & HIDE PYROLYTIC



#### A+ ENERGY

Built in slide and hide  
self cleaning oven with  
CircoTherm™  
71 Litre capacity  
14 Heating methods  
4.1 inch full touch TFT Display  
3.6kw Electrical connection  
required



**B64CS71G0B**  
**GRAPHITE**  
Ref: 101900

### COMBINATION MICROWAVE



Built in combination  
microwave with  
CircoTherm™

45 Litre capacity  
900w - 5 power levels  
4.1 inch full touch TFT  
Display  
3.6kw Electrical connection  
required



**C24MS31G0B**  
**GRAPHITE**  
Ref: 117500

### COMBINATION MICROWAVE



Built in combination  
microwave  
45 Litre capacity  
16 Heating methods  
3.7 inch full touch TFT  
Display  
3.6kw Electrical  
connection required



**C24MR21N0B**  
**STEEL**  
Ref: 093500

**C24MR21G0B**  
**GRAPHITE**  
Ref: 093501

### MICROWAVE & GRILL



Built in microwave & grill

36 Litre capacity  
1000w - 5 power levels  
3.7 inch full touch TFT  
Display  
3.1kw Electrical  
connection required



**C24GR3XG1B**  
**GRAPHITE**  
Ref: 073100

## SEAMLESS STRIPS

For 60cm single oven with 45cm oven  
(Special aperture applies)  
**Z11SZ90G0 - GRAPHITE** Ref: 016700  
**Z11SZ90X0 - STEEL** Ref: 016701

For 45cm compact oven with 14cm  
Warming Drawer  
**Z11SZ60G0 - GRAPHITE** Ref: 008300  
**Z11SZ60X0 - STEEL** Ref: 008301

For 60cm single oven with 29cm  
Warming Drawer  
**Z11SZ80G0 - GRAPHITE** Ref: 010700  
**Z11SZ80X1 - STEEL** Ref: 010701

For use between 60cm single  
and 45cm compact ovens  
**Z13CV06S0 - Ref:** 003500



### SLIDE & HIDE PYROLYTIC



#### A+ ENERGY

Built in slide and hide  
self cleaning oven with  
CircoTherm™  
71 Litre capacity  
14 Heating methods  
6.8 inch full touch TFT  
Display  
Multipoint temperature  
probe  
3.6kw Electrical connection  
required



**B64CT73G0B**  
**GRAPHITE**  
Ref: 146200

### SLIDE & HIDE PYROLYTIC - STEAM



#### A+ ENERGY

Built in slide and hide  
self cleaning oven with  
**VarioSteam**  
71 Litre capacity  
20 Heating methods  
6.8 inch full touch TFT  
Display  
Multipoint temperature  
probe  
3.6kw Electrical connection  
required



**B64VT73G0B**  
**GRAPHITE**  
Ref: 137400

### PYROLYTIC COMBINATION MICROWAVE



Built in self cleaning  
combination microwave  
with CircoTherm™  
45 Litre capacity  
900w - 5 power levels  
6.8 inch full touch TFT  
Display  
3.6kw Electrical connection  
required



**C24MT73G0B**  
**GRAPHITE**  
Ref: 148600







T&Cs apply.  
Registration required.  
Selected models only.

2 year  
guarantee  
subject to registration



**LARDER FRIDGE**



Undercounter refrigerator keeps fruit and vegetables to their freshest with fresh safe

Total volume 137 litre  
Automatic defrost  
Flat Hinge  
E rating



**KU1212FE0G**  
Ref: 044300

**FREEZER**



Undercounter NoFrost freezer with SuperFreeze

Total volume 106 litre  
Manual defrost  
Flat Hinge  
E rating



**GU7212FE0G**  
Ref: 047900

**FRIDGE WITH ICE BOX**



Built in no frost fridge freezer with eco air flow

50/50 combination  
Total volume 259 litre  
Sliding Hinge  
D rating



**KU2222FD0G**  
Ref: 053900

**TALL FRIDGE**



Built in tall refrigerator keeps fruit and vegetables to their freshest with fresh safe

Total volume 310 litre  
Super cooling function  
LED Light  
Fixed Hinge  
E rating



**KI1812FE0G**  
Ref: 086300

**TALL FREEZER**



Built in tall no frost freezer with vario zone draws

Total volume 212 litre  
Super freeze function  
Fixed hinge  
E rating



**GI7812EE0G**  
Ref: 100700

**FRIDGE FREEZER**



Built in no frost fridge freezer with eco air flow

50/50 combination  
Total volume 249 litre  
LED Light  
Sliding Hinge  
E rating



**KI7851SE0G**  
Ref: 068300

**FRIDGE FREEZER**



Built in low frost fridge freezer with eco air flow


70/30 combination  
Total volume 272 litre  
LED Light  
Sliding Hinge  
E rating



**KI5872SE0G**  
Ref: 071900

**REFRIGERATION VENTILATION GRILL, MATT SILVER - CODE 01VGMS**

**PROMOTIONAL DISHWASHER**



Fully Intergrated 60cm dishwasher with favourite feature to customise settings

13 place settings  
6 programmes  
Info light  
Extra dry function

E Rating

**S153HTX02G**  
Ref: 040700



**SLIMLINE DISHWASHER**



Fully Intergrated 45cm dishwasher with Vario hinge for special built in situations

Flex II basket with adaptable elements  
6 programmes  
10 place settings  
Extra drying functions  
E rating

**S875HKX21G**  
Ref: 049100

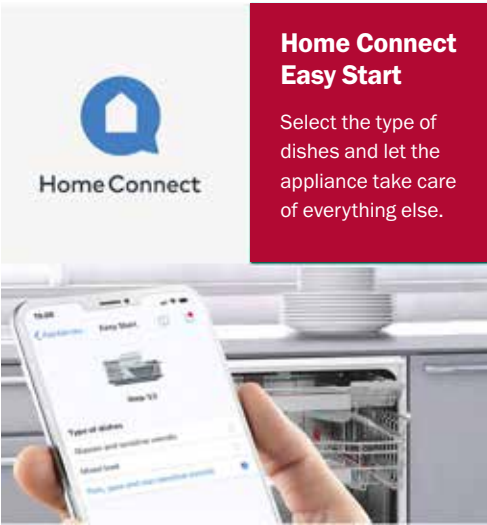
**PREMIUM DISHWASHER**



Fully Intergrated 60cm dishwasher with InfoLight projected on floor

Flex I basket with adaptable elements  
6 programmes  
14 place settings  
Extra drying functions  
E rating

**S155HVX00G**  
Ref: 050300



**Home Connect  
Easy Start**

Select the type of dishes and let the appliance take care of everything else.

Easy Start in three steps to choose the perfect wash.  
Receive tablet, rinse aid and salt level notifications via the app, so you never run out.  
Keep your dishwasher in top condition - Receive automatic tablet and cleaning bundles via **smart finish** subscription.  
Easily set your hard water settings to prolong the life of your dishwasher.

**8KG WASHING MACHINE**



8kg built in washing machine with speed perfect programme

1400 rpm spin speed  
Large LED Display  
Reversible door  
C rating

**W543BX2GB**  
Ref: 067100

**8KG WASHING MACHINE**



8kg built in washing machine with silent function

1400 rpm spin speed  
Super quick 15 programme  
Reversible door  
C rating

**W544BX2GB**  
Ref: 071901

**7KG WASHER DRYER**



Built in washer dryer with digital countdown indicator

1355 rpm spin speed  
7kg wash  
4 kg dry  
Large LED display  
E rating

**V6320X2GB**  
Ref: 089900



# RANGEMASTER™

## SINKS & TAPS

### STAINLESS STEEL SINKS

25  
YEAR  
WARRANTY



#### BALTIMORE

Polished stainless steel inset sink  
Manufactured from 18/10 steel  
Reversible drainer  
Waste kit included  
Micro-Sheen™ soft brushed finish



**BL9501** Ref: 012600  
Overall Size: 950 x 508  
600mm minimum base unit  
1.0 BOWL



**BL9501** Ref: 015600  
Overall Size: 950 x 508  
600mm minimum base unit  
1.5 BOWL



**BL8001** Ref: 012600  
Overall Size: 800 x 508  
450mm minimum base unit  
COMPACT



#### GLENDALE

Polished stainless steel inset sink  
Manufactured from 18/10 steel  
Reversible drainer  
Waste kit included  
Micro-Sheen™ soft brushed finish



**GL9501** Ref: 013200  
Overall Size: 950 x 508  
600mm minimum base unit  
1.0 BOWL



**GL9502** Ref: 018600  
Overall Size: 950 x 508  
600mm minimum base unit  
1.5 BOWL

### GRANITE SINKS

25  
YEAR  
WARRANTY



#### ELEMENTS

Natural anti-bacterial surface  
Igneous granite, easy clean  
Extreme scratch resistance  
Reversible drainer  
Waste kit included



**ELE1051** Ref: 020400  
Overall Size: 1000 x 500  
600mm minimum base unit  
1.0 BOWL



**ELE1052** Ref: 021600  
Overall Size: 1000 x 500  
600mm minimum base unit  
1.5 BOWL

Ash Black Dove Grey Crystal White Stone



#### AMETHYST

Natural anti-bacterial surface  
Igneous granite, easy clean  
Extreme scratch resistance  
Reversible drainer  
Waste kit included



**AME1051** Ref: 025200  
Overall Size: 1000 x 500  
600mm minimum base unit  
1.0 BOWL



**AME1052** Ref: 027000  
Overall Size: 1000 x 500  
600mm minimum base unit  
1.5 BOWL



**AME860** Ref: 023900  
Overall Size: 860 x 500  
450mm minimum base unit  
COMPACT

Ash Black Dove Grey Crystal White Stone



#### TOPAZ

Natural anti-bacterial surface  
Igneous granite, easy clean  
Extreme scratch resistance  
Reversible drainer  
Waste kit included



**TOP1001** Ref: 026400  
Overall Size: 1000 x 510  
600mm minimum base unit  
1.0 BOWL



**TOP1002** Ref: 029400  
Overall Size: 1000 x 510  
600mm minimum base unit  
1.5 BOWL



**TOP860** Ref: 027000  
Overall Size: 860 x 510  
450mm minimum base unit  
COMPACT

Charcoal Concrete Arctic White

### CERAMIC SINKS

10  
YEAR  
WARRANTY

#### FARMHOUSE CERAMIC

Fire Clay ceramic sinks  
Smooth high gloss finish  
High resistance against stains  
Reversible, Waste kit included



**CFBL595** Ref: 016800  
Overall Size: 595 x 455  
600mm minimum base unit



**CFBL900** Ref: 033000  
Overall Size: 895 x 460  
900mm minimum base unit



#### RUSTIQUE CERAMIC

INSET OR UNDERMOUNT

Fire Clay ceramic sinks  
Smooth high gloss finish  
High resistance against stains  
Right hand only, Waste kit included



**CRUB3314** Ref: 019800  
Overall Size: 600 x 522  
700mm minimum base unit



**CRUB3216** Ref: 019801  
Overall Size: 595 x 460  
700mm minimum base unit



#### TENBY CERAMIC

Fire Clay ceramic sinks  
Smooth high gloss finish  
High resistance against stains  
Reversible, Waste kit and plumbing kit included



**CTE8501** Ref: 018600  
Overall Size: 850 x 500  
500mm minimum base unit



**CTE10102** Ref: 021000  
Overall Size: 995 x 497  
600mm minimum base unit



#### HEMLOCK

Sweeping neck spout design  
Delicate knurled handle

5  
YEAR  
WARRANTY



**Single LEVER TAP**  
Tap height: 412mm  
Spout reach: 216mm  
Min. pressure: 0.75 bar

CHROME  
**THEMSLCM/** Ref: 016700  
BRUSHED NICKEL  
**THEMSLBN/** Ref: 019100  
MATT BLACK  
**THEMSLMB/** Ref: 021500  
POLISHED GOLD  
**THEMSLPG/** Ref: 023900

**DUAL LEVER TAP**  
Tap height: 405mm  
Spout reach: 216mm  
Min. pressure: 0.4 bar

CHROME  
**THEMDLCM/** Ref: 019101  
BRUSHED NICKEL  
**THEMDLBN/** Ref: 021501  
MATT BLACK  
**THEMDLMB/** Ref: 023901  
POLISHED GOLD  
**THEMDLPG/** Ref: 026300

#### WAVERLEY

Anti-splash spout with honeycomb aerator design  
Compatible with all pressure systems

5  
YEAR  
WARRANTY



**MONOBLOC TAP**  
Tap height: 412mm  
Spout reach: 216mm  
Min. pressure: 0.75 bar  
POLISHED NICKEL  
**TWAVDLPN/** Ref: 026300  
ANTIQUE BRASS  
**TWAVDLAB/** Ref: 031100  
ENGLISH BRONZE  
**TWAVDLEB/** Ref: 031101

**BRIDGE TAP**  
Tap height: 412mm  
Spout reach: 216mm  
Min. pressure: 0.75 bar  
POLISHED NICKEL  
**TWAVBRPN/** Ref: 026300  
ANTIQUE BRASS  
**TWAVBRAB/** Ref: 029900  
ENGLISH BRONZE  
**TWAVBREB/** Ref: 033500





## CERAMIC SINKS



**WIL100** Ref: 017700

- WILTSHIRE 100**
- › Inset sink with drainer
  - › Min. base unit 600mm
  - › Overall size 1010 x 525mm
  - › CPK501 waste required
  - › CPK550GD waste with square and round overflow [shown]



**WIL150** Ref: 019601

- WILTSHIRE 150**
- › Inset sink with drainer
  - › Min. base unit 600mm
  - › Overall size 1010 x 525mm
  - › CPK2701 waste required



**FOX100** Ref: 019800

- FOXBORO 100**
- › Inset sink with drainer
  - › Min. base unit 600mm
  - › Overall size 1000 x 500mm
  - › CPK501 waste required
  - › BSWBSTEEL waste with square and round overflow [shown]



**FOX150** Ref: 021300

- FOXBORO 150**
- › Inset sink with drainer
  - › Min. base unit 800mm
  - › Overall size 1000 x 500mm
  - › CPK2701 waste required



**BERKSHIRE** Ref: 015800

- BERKSHIRE**
- › Inset or undermounted sink
  - › Min. base unit 500mm
  - › Overall size 450 x 475mm
  - › CPK1501 waste required



**YORK2** Ref: 015801

- YORKSHIRE**
- › Sit-on sink
  - › Min. base unit 600mm
  - › Overall size 595 x 475mm
  - › CPK1501 waste required



**ETT600U** Ref: 021301

- ETTRA 600**
- › Undermounted sink
  - › Min. base unit 600mm
  - › Overall size 545 x 440mm
  - › CPK501 waste required



**CPBS6** Ref: 024000

- MODERN BELFAST 600**
- › Slimline design
  - › Min. base unit 600mm
  - › Overall size 595 x 455mm
  - › 90mm waste outlet
  - › BSWOFSS3 waste required



**FRI151** Ref: 046500

- FRISKA**
- › Inset or undermounted sink
  - › Min. base unit 600mm
  - › Overall size 557 x 430mm
  - › CPK1101 waste required



**ETT150U** Ref: 028500

- ETTRA 150**
- › Undermounted sink
  - › Min. base unit 600mm
  - › Overall size 545 x 440mm
  - › CPK1101 waste required



**CHEPSTOW2** Ref: 031105

- CHEPSTOW**
- › Sit-on sink
  - › Min. base unit 800mm
  - › Overall size 795 x 490mm
  - › 2 x CPK501 wastes required



**HAMILTON** Ref: 033505

- HAMILTON**
- › Sit-on sink
  - › Min. base unit 900mm
  - › Overall size 895 x 460mm
  - › 2 x CPK501 wastes required

Each ceramic sink is hand finished, so no two sinks are ever alike - sizes may vary by plus-or-minus 2%. We recommend measuring the actual sink before fitting to ensure the perfect fit.



## INSET STAINLESS STEEL SINKS WITH DRAINER



**CR91SS** Ref: 006900

- CRANE 91**
- › Min. base unit 450mm
  - › Overall size 800 x 510mm
  - › Reversible
  - › Includes WASTEKIT WASTE/026



**CR101SS** Ref: 007700

- CRANE 101**
- › Min. base unit 600mm
  - › Overall size 965 x 510mm
  - › Reversible
  - › Includes WASTEKIT WASTE/026



**CR151SS** Ref: 009700

- CRANE 151**
- › Min. base unit 600mm
  - › Overall size 965 x 510mm
  - › Reversible
  - › Includes WASTEKIT WASTE/025



**DO100SS** Ref: 010200

- DOVE 100**
- › Min. base unit 450mm
  - › Overall size 860 x 500mm
  - › Reversible
  - › Includes WASTEKIT WASTE/004



**DO150SS** Ref: 014700

- DOVE 150**
- › Min. base unit 600mm
  - › Overall size 1000 x 500mm
  - › Reversible
  - › Includes WASTEKIT WASTE/008



**LY100SSL** Ref: 012601

- LY100SSR** Ref: 012604
- LYON 100**
- › Min. base unit 600mm
  - › Overall size 1000 x 500mm
  - › Right hand drainer shown
  - › Includes WASTEKIT WASTE/009



**LY150SSL** Ref: 016000

- LY150SSR** Ref: 016001
- LYON 150**
- › Min. base unit 600mm
  - › Overall size 1000 x 500mm
  - › Right hand drainer shown
  - › Includes WASTEKIT WASTE/010



**BZ100L** Ref: 011906

**BZ100R** Ref: 011907

- BLAZE 100**
- › Min. base unit 600mm
  - › Overall size 1000 x 500mm
  - › Right hand drainer shown
  - › Includes WASTEKIT WASTE/009



**BZ150L** Ref: 014300

**BZ150R** Ref: 014301

- BLAZE 150**
- › Min. base unit 600mm
  - › Overall size 1000 x 500mm
  - › Right hand drainer shown
  - › Includes WASTEKIT WASTE/010



**VA100L** Ref: 014900

**VA100R** Ref: 014901

- VANGA 100**
- › Min. base unit 600mm
  - › Overall size 1000 x 500mm
  - › Right hand drainer shown
  - › Includes WASTEKIT WASTE/011



**VA150L** Ref: 019201

**VA150R** Ref: 019202

- VANGA 150**
- › Min. base unit 600mm
  - › Overall size 1000 x 500mm
  - › Right hand drainer shown
  - › Includes WASTEKIT WASTE/013



SINK AND TAP PACKS

PKAR91 Ref: 009801

ARROW 91 PACK

- › Min. base unit 450mm
- › Overall size 800 x 510mm
- › Wastekit included [WASTE026]
- › Includes polished chrome single lever tap
- › Min. 0.3 bar pressure required
- › CPK100 plumbing kit sold separately



PKAR101 Ref: 010601

ARROW 101 PACK

- › Min. base unit 600mm
- › Overall size 965 x 510mm
- › Wastekit included [WASTE026]
- › Includes polished chrome single lever tap
- › Min. 0.3 bar pressure required
- › CPK100 plumbing kit sold separately



PKAR151 Ref: 012605

ARROW 151 PACK

- › Min. base unit 600mm
- › Overall size 965 x 510mm
- › Wastekit included [WASTE025]
- › Includes polished chrome single lever tap
- › Min. 0.3 bar pressure required
- › CPK200 plumbing kit sold separately



PKSA100 Ref: 017701

SABRE 100 PACK

- › Min. base unit 450mm
- › Overall size 860 x 500mm
- › Wastekit included [WASTE004]
- › Includes polished chrome monobloc tap
- › Min. 0.3 bar pressure required
- › CPK100 plumbing kit sold separately



PKSA150 Ref: 022100

SABRE 150 PACK

- › Min. base unit 600mm
- › Overall size 1000 x 500mm
- › Wastekit included [WASTE008]
- › Includes polished chrome monobloc tap
- › Min. 0.3 bar pressure required
- › CPK200 plumbing kit sold separately



PENSS | C789G

POT FILLER TAPS



BANAB

Ref: 022701

BANWELL WALL MOUNTED POT FILLER

- › Antique Brass finish
- › Cold water only



BANSS

Ref: 019100

BANWELL WALL MOUNTED POT FILLER

- › Solid Stainless Steel
- › Cold water only



PENGD

Ref: 022703

PENTO WALL MOUNTED POT FILLER

- › Stainless Steel PVD Gold finish
- › Cold water only



PENSS

Ref: 019104

PENTO WALL MOUNTED POT FILLER

- › Solid Stainless Steel
- › Cold water only

FORM INDIVIDUAL AND MULTIPLE BOWLS - UNDERMOUNTED



FORM33

Ref: 008700

FORM 33

- › Min. base unit 400mm
- › Overall size 370 x 435mm



FORM42

Ref: 011701

FORM 42

- › Min. base unit 500mm
- › Overall size 452 x 434mm



FORM150UNI

Ref: 015300

FORM 150U

- › Min. base unit 600mm
- › Overall size 590 x 450mm
- › Reversible



FORM52

Ref: 019700

FORM 52

- › Min. base unit 600mm
- › Overall size 557 x 452mm



FORM150L

Ref: 019701

FORM150R

Ref: 019701

FORM 150

- › Min. base unit 600mm
- › Overall size 590 x 450mm

MODE INDIVIDUAL BOWL - INSET OR UNDERMOUNTED



MODE251

Ref: 014302

MODE 251

- › Min. base unit 300mm
- › Overall size 290 x 440mm



MODE341

Ref: 016800

MODE 341

- › Min. base unit 400mm
- › Overall size 380 x 440mm



MODE401

Ref: 018200

MODE 401

- › Min. base unit 450mm
- › Overall size 440 x 440mm



MODE501

Ref: 020900

MODE 501

- › Min. base unit 600mm
- › Overall size 540 x 440mm



MODE451

Ref: 019400

MODE 451

- › Min. base unit 500mm
- › Overall size 490 x 440mm



MODE751

Ref: 028700

MODE 751

- › Min. base unit 800mm
- › Overall size 750 x 440mm



MODE151L

Ref: 032000

MODE151R

Ref: 032001

MODE151

- › Min. base unit 600mm
- › Overall size 560 x 440mm





MODE045BS | KARBS



MODE045/BS

Ref: 043500

MODE 45 PVD BLACK STEEL FINISH

- › Min. base unit 500mm
- › Overall size 490 x 440mm



MODE3415/R/BS

Ref: 058200

MODE 3415 PVD BLACK STEEL FINISH

- › Min. base unit 600mm
- › Overall size 555 x 440mm



AVE2/BS

Ref: 020000

AVEL BLACK STEEL

- › Height 332mm



RID/BS

Ref: 020400

RIDLEY BLACK STEEL

- › Height 443mm



KAR/BS

Ref: 021500

KARNS BLACK STEEL

- › Height 265mm



VAP2/3IN1/BS

Ref: 095900

VAPOS 2 BLACK STEEL

- › Height 405mm
- › Includes touch control pressurised boiler and filter



MODE3415R/CO | VAP23IN1/CO | MODECOLCO | FMATCO



MODE045/CO

Ref: 030500

MODE 45 PVD COPPER FINISH

- › Min. base unit 500mm
- › Overall size 490 x 440mm



MODE3415/R/CO

Ref: 045500

MODE 3415 PVD COPPER FINISH

- › Min. base unit 600mm
- › Overall size 555 x 440mm



AVE2/CO

Ref: 019800

AVEL COPPER

- › Height 332mm



RID/CO

Ref: 019801

RIDLEY COPPER

- › Height 443mm



KAR/CO

Ref: 020800

KARNS COPPER

- › Height 265mm



VAP2/3IN1/CO

Ref: 095100

VAPOS 2 COPPER

- › Height 405mm
- › Includes touch control pressurised boiler and filter



MODE045GM | AVE2GM | FMATGM



MODE045/GM

Ref: 030501

MODE 45 PVD GUNMETAL FINISH

- › Min. base unit 500mm
- › Overall size 490 x 440mm



MODE3415/R/GM

Ref: 045501

MODE 3415 PVD GUNMETAL FINISH

- › Min. base unit 600mm
- › Overall size 555 x 440mm



AVE2/GM

Ref: 019802

AVEL GUNMETAL

- › Height 332mm



RID/GM

Ref: 019803

RIDLEY GUNMETAL

- › Height 443mm



KAR/GM

Ref: 020801

KARNS BLACK STEEL

- › Height 265mm



VAP2/3IN1/GM

Ref: 095101

VAPOS 2 GUNMETAL

- › Height 405mm
- › Includes touch control pressurised boiler and filter



MODE3415RGD | MODECOLGD | FMATGD | RIDGD



MODE045/GD

Ref: 030502

MODE 45 PVD GOLD FINISH

- › Min. base unit 500mm
- › Overall size 490 x 440mm



MODE3415/R/GD

Ref: 045502

MODE 3415 PVD GOLD FINISH

- › Min. base unit 600mm
- › Overall size 555 x 440mm



AVE2/GD

Ref: 019804

AVEL GOLD

- › Height 332mm



RID/GD

Ref: 019805

RIDLEY GOLD

- › Height 443mm



KAR/GD

Ref: 020802

KARNS GOLD

- › Height 265mm



VAP2/3IN1/GD

Ref: 095102

VAPOS 2 GOLD

- › Height 405mm
- › Includes touch control pressurised boiler and filter

ACCESSORIES



PVD SINK GRID

- › Suitable for MODE045 sink
- › CGRID12CO shown

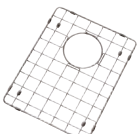
CGRID12

CGRID12/BS

CGRID12/CO

CGRID12/GM

CGRID12/GD



PVD SINK GRID

- › Suitable for MODE3415 sink
- › CGRID13BS shown

CGRID13

CGRID13/BS

CGRID13/CO

CGRID13/GM

CGRID13/GD



PVD FOLDMAT

- › Universal foldmat
- › FMATGD shown

FMAT/SS

FMAT/BS

FMAT/CO

FMAT/GM

FMAT/GD



PVD COLANDER

- › MODECOLGD shown

CSB29SS

MODECOL/BS

MODECOL/CO

MODECOL/GM

MODECOL/GD

ACCESSORIES

CERAMIC SINK REPLACEMENT STRAINER WASTE BSWCO + BSWGGM not suitable for ETT150U + CPBS4 Belfast.



CPK550AB

- › Antique brass 90mm basket strainer waste with square and round overflow



CPK550BS

- › Black steel 90mm basket strainer waste with square and round overflow



BSWCO

- › Copper 90mm basket strainer waste with square and round overflow



CPK550GD


- › Gold 90mm basket strainer waste with square and round overflow



BSWGM

- › Gunmetal 90mm basket strainer waste with square and round overflow





**GRANITE GEOTECH COLOURS**

\*PLEASE NOTE: Replace XX with Geotech colour code when ordering.

**AN**  
Anthracite [Metallic]

**CW**  
Chalk White [Matt]

**PG**  
Pebble Grey [Metallic]

**DS**  
Desert Sand [Matt]

**MK**  
Mink [Matt]

LEESTI INSET OR UNDERMOUNTED

**LEE500XX\*** Ref: 018601

**LEESTI 500**

- › Min. base unit 600mm
- › Overall size 530 x 460
- › Inset or undermount

**LEE760XX\*** Ref: 022201

**LEESTI 760**

- › Min. base unit 800mm
- › Overall size 760 x 434mm
- › Undermount only

**LEE151XX\*** Ref: 019808

**LEESTI 151U REVERSIBLE**

- › Min. base unit 600mm
- › Overall size 555 x 460
- › Inset or undermount

**LEE200XX\*** Ref: 021401

**LEESTI 200**

- › Min. base unit 900mm
- › Overall size 824 x 481mm
- › Undermount only

VEIS INSET

**VEI100XX\*** Ref: 019001

**VEIS 100**

- › Min. base unit 600mm
- › Overall size 1000 x 500mm
- › Reversible

**VEI150XX\*** Ref: 020700

**VEIS 150**

- › Min. base unit 600mm
- › Overall size 1000 x 500mm
- › Reversible

**CPK555CO**

- › 90mm copper finish basket strainer waste and overflow - for Granite sinks.

CANIS INSET

**CAN100XX\*** Ref: 024401

**CANIS 100**

- › Min. base unit 600mm
- › Overall size 1000 x 500mm
- › Reversible

**CAN150XX\*** Ref: 025800

**CANIS 150**

- › Min. base unit 600mm
- › Overall size 1000 x 500mm
- › Reversible

**CPK555GD**

- › 90mm Gold finish basket strainer waste and overflow - for Granite sinks.

SOTERA INSET

**SOT100XX\*** Ref: 024901

**SOTERA 100**

- › Min. base unit 600mm
- › Overall size 1000 x 500mm
- › Reversible

**SOT150XX\*** Ref: 026300

**SOTERA 150**

- › Min. base unit 600mm
- › Overall size 1000 x 500mm
- › Reversible

**CPK555GM**

- › 90mm Gunmetal finish basket strainer waste and overflow - for Granite sinks.

TAPS

SELECT A RED PRICED SINK AND RED PRICED TAP TO RECEIVE PROMOTIONAL PRICE.

**SL7CH** Ref: 003002

**SINGLE LEVER CHROME**

**WAS4CH** Ref: 007601

**WASHINGTON CHROME**

**ASP2CH** Ref: 009000

**ASPEN CHROME**

**SCRU5CH** Ref: 009800

**SHAFTSBURY CHROME**

**AVE4CH** Ref: 009802

**AVEL CHROME**

**AVE4BN** Ref: 011700

**AVEL BRUSHED NICKEL**

**DELCH** Ref: 011600

**DELTA CHROME**

**SPI2CH** Ref: 014800

**SPIRO CHROME PULL-OUT SPRAY**

**ASPS2CH** Ref: 013800

**ASPEN CHROME PULL-OUT**

**AVE2SS** Ref: 016801

**AVEL STAINLESS STEEL**

**ASPS3SS** Ref: 019703

**ASPEN STAINLESS STEEL PULL-OUT**

**ARDPURCH** Ref: 020103

**ARDOR PURITI CHROME**

- › Purified cold water
- › Filter included

**LAMCH** Ref: 007800

**LAMAR CHROME**

**LAMBCH** Ref: 009300

**LAMAR BLACK CHROME**

**ASPQ2CH** Ref: 009804

**ASPEN QUAD CHROME**

**SALPURCH** Ref: 009900

**SALUS PURITI CHROME**

- › Purified cold water
- › Filter included

**WAS4BN** Ref: 009901

**WASHINGTON BRUSHED NICKEL**

**SCRU5AB** Ref: 011801

**ANTIQUE BRASS**

**RIDSS** Ref: 017601

**RIDLEY STAINLESS STEEL**

- › Height 443mm

**KARSS** Ref: 017601

**KARNS STAINLESS STEEL**

**KARBK** Ref: 018800

**KARNS BLACK**

**AVE2BK** Ref: 018900

**AVEL 2 BLACK**

**PREBK** Ref: 018600

**PRETO BLACK TAP**

- › Professional tap

**ASP2AN** Ref: 019000

**ASPEN ANTHRACITE GRANITE**

- › Pair with Anthracite granite sink

**ASP2PG** Ref: 019008

**ASPEN PEBBLE GREY GRANITE**

- › Pair with Pebble Grey granite sink

**NAVBC** Ref: 019816

**NAVITIS BLACK CHROME**

**TOR2CH** Ref: 023800

**TORRENT PROFESSIONAL PULL-OUT SPRAY**

- › Professional tap

**EMBBRISS** Ref: 024300

**EMBER BRIDGE STAINLESS STEEL**

**EMBBRIBK** Ref: 036400

**EMBER BRIDGE BLACK**

**VAP23IN1SS** Ref: 087600

**VAPOS 2 STAINLESS STEEL**

- › Height 405mm
- › Includes touch control pressurised boiler and filter



# INJECT STYLE & CONVENIENCE WITH AN INSTANT HOT WATER TAP

www.pronteau.co.uk

Explore the collection below



Both collections are supplied with the compact 2L PROBOIL.2X Boiler and scale control filter.

## The 3 IN 1 collection: Instant Hot & Domestic Hot/Cold



**Protrad** Monobloc  
- Min 1.5 Bar Pressure (cold)  
- 0.75 Bar Pressure (hot)  
- H409mm  
**PT1190** Chrome Ref: 055200  
**PT1191** Brushed Nickel Ref: 058500  
**PT1192** Antique Brass Ref: 061700



**Prostream** Monobloc  
- Min 1.5 Bar Pressure (cold)  
- 0.75 Bar Pressure (hot)  
- H427mm  
**PT1101** Chrome Ref: 052001  
**PT1102** Brushed Nickel Ref: 055201  
**PT1103** Graphite Ref: 058501  
**PT1104** Matt Black Ref: 058502  
**PT1105** Urban Copper Ref: 058503



**Prostyle** Monobloc  
- Min 1.5 Bar Pressure (cold)  
- 0.75 Bar Pressure (hot)  
- H390mm  
**PT1111** Chrome Ref: 052002  
**PT1112** Brushed Nickel Ref: 055202  
**PT1113** Graphite Ref: 058504  
**PT1114** Matt Black Ref: 058505  
**PT1115** Urban Copper Ref: 058506



**Industria** Monobloc  
- Min 1.5 Bar Pressure (cold)  
- 0.75 Bar Pressure (hot)  
- H352mm  
**PT1196** Brushed Nickel Ref: 048700  
**PT1197** Matt Black/Antique Brass Ref: 052003  
**PT1198** Matt Black Ref: 052004  
**PT1199** Brushed Brass Ref: 052005

## The 4 IN 1 collection: Instant Hot, Cold Filtered & Domestic Hot/Cold



**Protrad** Monobloc  
- Min 1.5 Bar Pressure (cold)  
- 0.8 Bar Pressure (hot)  
- H409mm  
**PT1193** Chrome Ref: 061700  
**PT1194** Brushed Nickel Ref: 065000  
**PT1195** Antique Brass Ref: 068200



**Prostream** Monobloc  
- Min 1.5 Bar Pressure (cold)  
- 0.5 Bar Pressure (hot)  
- H361mm  
**PT1160** Chrome Ref: 058507  
**PT1161** Brushed Nickel Ref: 061700  
**PT1162** Matt Black Ref: 065001  
**PT1163** Brushed Brass Ref: 065002  
**PT1164** Urban Copper Ref: 065003



**Propure** Monobloc  
- Min 1.5 Bar Pressure (cold)  
- 0.5 Bar Pressure (hot)  
- H426mm  
**PT1150** Chrome Ref: 058508  
**PT1151** Brushed Nickel Ref: 061700  
**PT1152** Matt Black Ref: 065004  
**PT1153** Brushed Brass Ref: 065005  
**PT1154** Urban Copper Ref: 065006



**SCANDI-X**  
- Min 1.5 Bar Pressure (cold)  
- 1.5 Bar Pressure (hot)  
- H388mm  
**PT1300** Matt White Ref: 060400  
**PT1301** Matt Black Ref: 060401  
**PT1302** Scandi Grey Ref: 060402

## CONTEMPORARY TAPS



**Althia** Single Lever  
- Min 0.75 Bar Pressure  
- H321mm  
**AT1258** Chrome Ref: 012800  
**AT1259** Brushed Nickel Ref: 014200  
**AT2209** Nude Ref: 016200  
**AT2208** Scandi Grey Ref: 016201  
**AT1270** Matt Black Ref: 016202  
**AT1269** Graphite Ref: 016203  
**AT1272** Urban Copper Ref: 017900  
**AT2103** Brushed Brass Ref: 017901



**Atlas** Monobloc  
- Min 0.2 Bar Pressure  
- H391mm  
**AT1053** Chrome Ref: 016400  
**AT1054** Brushed Nickel Ref: 017902  
**AT2097** Matt Black Ref: 021600  
**AT2096** Brushed Brass Ref: 021601



**Fluid** Monobloc  
- Min 0.5 Bar Pressure  
- H360mm  
**AT1169** Chrome Ref: 018000  
**AT1170** Brushed Nickel Ref: 019500



**Genio** Semi-Professional Pull Around  
- Min 1.0 Bar Pressure  
- H437mm  
**AT2071** Chrome Ref: 023100  
**AT2183** Matt Black Ref: 030900



**Fraction** Semi Professional  
- Min 1.0 Bar Pressure  
- H 461mm  
**AT2160** Chrome Ref: 027500  
**AT2161** Brushed Nickel Ref: 030900



**Fraction** Single Lever Pull Out  
- Min 1.5 Bar Pressure  
- H303mm  
**AT2156** Chrome Ref: 018900  
**AT2157** Brushed Nickel Ref: 023700  
**AT2158** Antique Brass Ref: 024800  
**AT2159** Matt Black Ref: 025400



**Fraction** Single Lever  
- Min 0.5 Bar Pressure  
- H298mm  
**AT2152** Chrome Ref: 014900  
**AT2153** Brushed Nickel Ref: 018901  
**AT2154** Antique Brass Ref: 019000  
**AT2155** Matt Black Ref: 019600



**Coniq R** Single Lever Pull Out  
- Min 1.0 Bar Pressure  
- H 411mm  
**AT2119** Chrome Ref: 018001  
**AT2120** Brushed Nickel Ref: 019500  
**AT2121** Matt Black Ref: 021600  
**AT2122** Polished Copper Ref: 023100



**Coniq R** Monobloc  
- Min 0.5 Bar Pressure  
- H 369mm  
**AT2123** Chrome Ref: 012900  
**AT2124** Brushed Nickel Ref: 014400  
**AT2125** Matt Black Ref: 016600  
**AT2126** Polished Copper Ref: 018002



## SYSTEM SYNC



**Large Single Bowl**  
**AW5143**  
- Stainless Steel  
- L540 x W440 x D206  
Ref: 021800



**Caddy Bowl**  
**AW5141**  
- Stainless Steel  
- L220 x W440 x D156  
Ref: 019800



**Single Bowl**  
**AW5142**  
- Stainless Steel  
- L380 x W440 x D206  
Ref: 020400



**Accessory Trio** Ref: 011340  
Includes:  
AX2024 System Sync Prep Board  
AX1508 System Sync Colander  
AX2506 System Sync Flex Rack

## Synchronist Compact



**1.25 Bowl No Drainer** Ref: 019200  
- L427 x W460 x D176  
**AW3170** White Granite  
**AW3171** Grey Metallic Granite  
**AW3172** Black Metallic Granite



**1.25 Bowl and Drainer** Ref: 020400  
- L600 x W460 x D176  
**AW3175** White Granite  
**AW3176** Grey Metallic Granite  
**AW3177** Black Metallic Granite

## Synchronist Large



**1.25 Bowl No Drainer** Ref: 020400  
- L555 x W460 x D186  
**AW3180** White Granite  
**AW3181** Grey Metallic Granite  
**AW3182** Black Metallic Granite



**1.25 Bowl and Drainer** Ref: 022200  
- L900 x W460 x D186  
**AW3185** White Granite  
**AW3186** Grey Metallic Granite  
**AW3187** Black Metallic Granite



Streamline, Simplify, Synchronise

SYSTEM SYNC Accessory Trio is also compatible with this range.



TRADITIONAL TAPS



**Czar** Single Lever  
- Min 0.5 Bar Pressure  
- H 320mm

**AT1241** Chrome Ref: 008600



**Czar** Single Lever Pull Out  
- Min 0.9 Bar Pressure  
- H 357mm

**AT1240** Chrome Ref: 010300



**Quantic** Monobloc  
- Min 0.3 Bar Pressure  
- H 306mm

**AT2070** Chrome Ref: 014900  
**AT2206** Brushed Nickel Ref: 016100  
**AT2105** Matt Black Ref: 021600  
**AT2182** Brushed Brass Ref: 023400



**Pico Quad** Monobloc  
- Min 0.4 Bar Pressure  
- H 313mm

**AT2134** Chrome Ref: 009800  
**AT2135** Brushed Nickel Ref: 011700  
**AT2137** Matt Black Ref: 013700  
**AT2136** Brushed Brass Ref: 014100



**Pico** Monobloc  
- Min 0.5 Bar Pressure  
- H 365mm

**AT1226** Chrome Ref: 008900  
**AT1227** Brushed Nickel Ref: 010300  
**AT2095** Matt Black Ref: 014900  
**AT2045** Brushed Brass Ref: 014900



**Ludlow** Monobloc  
- Min 0.3 Bar Pressure  
- H355mm

**AT1026** Chrome Ref: 014400  
**AT1216** Brushed Nickel Ref: 016100  
**AT1028** Antique Brass Ref: 017200



**Ludlow** Bridge  
- Min 0.2 Bar Pressure  
- H400mm

**AT1029** Chrome Ref: 016600  
**AT1217** Brushed Nickel Ref: 017500  
**AT1031** Antique Brass Ref: 019500



**Gosford** Monobloc  
- Min 0.2 Bar Pressure  
- H390mm

**AT1019** Chrome Ref: 015700  
**AT1020** Brushed Nickel Ref: 017300  
**AT1022** Antique Brass Ref: 018500

Ensure the perfect finish pairing every time.  
Below are the finishes available across the  
Abode brassware portfolio.



Chrome



Brushed Nickel



Stainless Steel



Graphite



Matt Black



Brushed Brass



Matt White



Scandi Grey



Antique Brass



Nude



Terracotta



Polished Copper



Urban Copper

**Matrix R15** - Undermounted or inset installation



**Matrix R15**  
**AW5121** Single Bowl  
- L380 x W440 x D202  
Ref: 017700



**Matrix R15**  
**AW5122** Large Single Bowl  
- L540 x W440 x D205  
Ref: 019700



**Matrix R15**  
**AW5124** 1.5 Bowl  
(left hand main bowl)  
- L580 x W440 x D202  
Ref: 032200



**Matrix R15**  
**AW5128** Extra Large Single Bowl  
- L750 x W440 x D205  
Ref: 023500



**Matrix R25**

Undermounted or inset installation



**Matrix R25**  
**AW5150** 1.0 Bowl  
- L440 x W440 x D200  
Ref: 014400



**Matrix R25**  
**AW5153** 1.5 Bowl  
(left hand main bowl)  
- L580 x W440 x D200  
Ref: 022200

**Sandon**



**AW1033**  
1.5 Bowl  
- L595 x W460 x D220  
Ref: 028500



**Belfast**

**AW1022** Large Bowl  
- L595 x W455 x D275  
Ref: 021300



**Provincial**

**AW1020**  
Large Single Bowl  
- L795 x W460 x D220  
Ref: 035400



CLASSICALLY TAPS



**Oxbury** Monobloc  
- Min 0.3 Bar Pressure  
- H 385mm

**AT2220** Chrome Ref: 022200  
**AT2221** Brushed Nickel Ref: 023400  
**AT2222** Antique Brass Ref: 027600



**Oxbury** Bridge  
- Min 0.2 Bar Pressure  
- H402mm

**AT2223** Chrome Ref: 024000  
**AT2224** Brushed Nickel Ref: 025800  
**AT2225** Antique Brass Ref: 033000



**Oxbury** 3 Part Mixer  
- Min 0.4 Bar Pressure  
- H326mm

**AT2226** Chrome Ref: 028800  
**AT2227** Brushed Nickel Ref: 030600  
**AT2228** Antique Brass Ref: 037800



**Mayenne** Monobloc  
- Min 0.3 Bar Pressure  
- H315mm

**AT2229** Chrome Ref: 023400  
**AT2230** Brushed Nickel Ref: 024600  
**AT2231** Antique Brass Ref: 028800



**Mayenne** Bridge  
- Min 0.2 Bar Pressure  
- H310mm

**AT2232** Chrome Ref: 025200  
**AT2233** Brushed Nickel Ref: 027000  
**AT2234** Antique Brass Ref: 034200



**Astral** Monobloc  
- Min 0.3 Bar Pressure  
- H 355mm

**AT1156** Chrome Ref: 012700  
**AT1157** Brushed Nickel Ref: 013700



**Nexa** Monobloc  
- Min 0.3 Bar Pressure  
- H 344mm

**AT1222** Chrome Ref: 009100  
**AT1223** Brushed Nickel Ref: 009800



**Globe** Aquifier  
- Min 1.0 Bar Pressure  
- H409mm

**AT2173** Chrome Ref: 024000  
**AT2174** Brushed Nickel Ref: 026500  
**AT2176** Matt Black Ref: 030200  
**AT2175** Brushed Brass Ref: 030500



**Atlas Quad** Monobloc  
- Min 0.2 Bar Pressure  
- H331mm

**AT2166** Chrome Ref: 017100  
**AT2167** Brushed Nickel Ref: 018600  
**AT2169** Matt Black Ref: 022400  
**AT2168** Brushed Brass Ref: 022400



**Althia** Single Lever Pull Out  
- Min 1.0 Bar Pressure  
- H4105mm

**AT1260** Chrome Ref: 019000  
**AT1261** Brushed Nickel Ref: 021000



**Oxbury** Monobloc  
- Min 0.3 Bar Pressure  
- H 385mm

**AT2220** Chrome Ref: 022200  
**AT2221** Brushed Nickel Ref: 023400  
**AT2222** Antique Brass Ref: 027600



**Oxbury** Bridge  
- Min 0.2 Bar Pressure  
- H402mm

**AT2223** Chrome Ref: 024000  
**AT2224** Brushed Nickel Ref: 025800  
**AT2225** Antique Brass Ref: 033000



**Oxbury** 3 Part Mixer  
- Min 0.4 Bar Pressure  
- H326mm

**AT2226** Chrome Ref: 028800  
**AT2227** Brushed Nickel Ref: 030600  
**AT2228** Antique Brass Ref: 037800



**Mayenne** Monobloc  
- Min 0.3 Bar Pressure  
- H315mm

**AT2229** Chrome Ref: 023400  
**AT2230** Brushed Nickel Ref: 024600  
**AT2231** Antique Brass Ref: 028800



**Mayenne** Bridge  
- Min 0.2 Bar Pressure  
- H310mm

**AT2232** Chrome Ref: 025200  
**AT2233** Brushed Nickel Ref: 027000  
**AT2234** Antique Brass Ref: 034200



**Fenton** Handspray  
- Min 1.5 Bar Pressure  
- H147mm

**AT2238** Chrome Ref: 010200  
**AT2239** Brushed Nickel Ref: 011400  
**AT2240** Antique Brass Ref: 013800



**Mayenne** 3 Part Mixer  
- Min 0.4 Bar Pressure  
- H247mm

**AT2235** Chrome Ref: 031200  
**AT2236** Brushed Nickel Ref: 033000  
**AT2237** Antique Brass Ref: 040200





# ecoTAPS



- Min 0.3 Bar Pressure  
- H351mm

**ACT3011** Chrome  
**ACT3028** Matt Black

Ref: 005100  
Ref: 007000



- Min 0.3 Bar Pressure  
- H373mm

**ACT3034** Chrome  
**ACT3035** Brushed Nickel  
**ACT3036** Matt Black  
**ACT3059** Brushed Brass

Ref: 006000  
Ref: 007400  
Ref: 007401  
Ref: 007402



- Min 0.2 Bar Pressure  
- H346mm

**ACT3031** Chrome  
**ACT3032** Brushed Nickel  
**ACT3033** Matt Black  
**ACT3043** Brushed Brass

Ref: 006300  
Ref: 008200  
Ref: 008300  
Ref: 008301



- Min 0.3 Bar Pressure  
- H379mm

**ACT3025** Chrome  
**ACT3026** Brushed Nickel  
**ACT3027** Matt Black  
**ACT3058** Brushed Brass

Ref: 010700  
Ref: 011900  
Ref: 013100  
Ref: 014100



- Min 0.4 Bar Pressure  
- H148mm

**ACT2080** Chrome

Ref: 002900



- Min 0.3 Bar Pressure  
- H288mm

**ACT3053** Chrome  
**ACT3054** Brushed Nickel  
**ACT3055** Matt Black  
**ACT3056** Brushed Brass

Ref: 007500  
Ref: 008900  
Ref: 009900  
Ref: 011600



- Min 0.3 Bar Pressure  
- H359mm

**DAVENPORT**

**ACT2001** Chrome  
**ACT2002** Brushed Nickel


Ref: 008300  
Ref: 010100



- Min 0.3 Bar Pressure  
- H333mm

**ACT3046** Chrome  
**ACT3047** Brushed Nickel  
**ACT3048** Matt Black

Ref: 009900  
Ref: 010700  
Ref: 011200



- Min 0.5 Bar Pressure  
- H295mm

**ACT3012** Chrome  
**ACT3013** Brushed Nickel  
**ACT3010** Matt Black  
**ACT3049** Brushed Brass

Ref: 009200  
Ref: 011900  
Ref: 014200  
Ref: 014201

Candy  
Hoover  
Belling  
Haier  
Caple  
Cata

**0344 499 5599**  
**0344 499 5599**  
**0344 815 3746**  
**0333 003 8122**  
**01179 381 900**  
**0344 800 11 28**

**AT YOUR  
SERVICE**

Neff  
Bosch  
Rangemaster Sinks  
Caple Sinks  
Abode Taps  
Eco Taps

**08702 413383**  
**08702 413381**  
**0800 804 6241**  
**01179 381 900**  
**01226 283434**  
**01226 283434**

Due to the variables in photographic, reprographic and printing processes, colours may vary from those of the actual products.  
As we have a policy of continued improvement and development, we reserve the right to amend colours, specifications, prices or products without prior notice. E. & O. E.